



623 Garrison Avenue - Suite 405
Fort Smith, AR 72901

Phone: (479) 784-2206

Fax: (479) 784-1030

buildingsafety@fortsmithar.gov

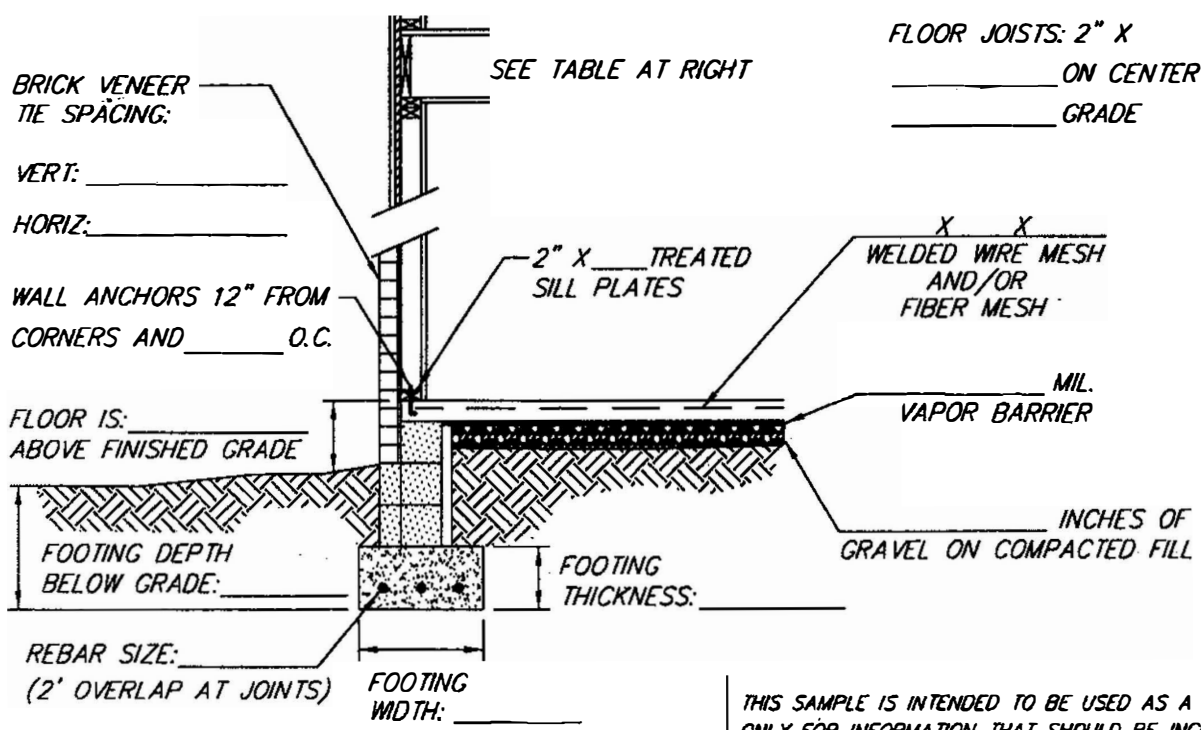
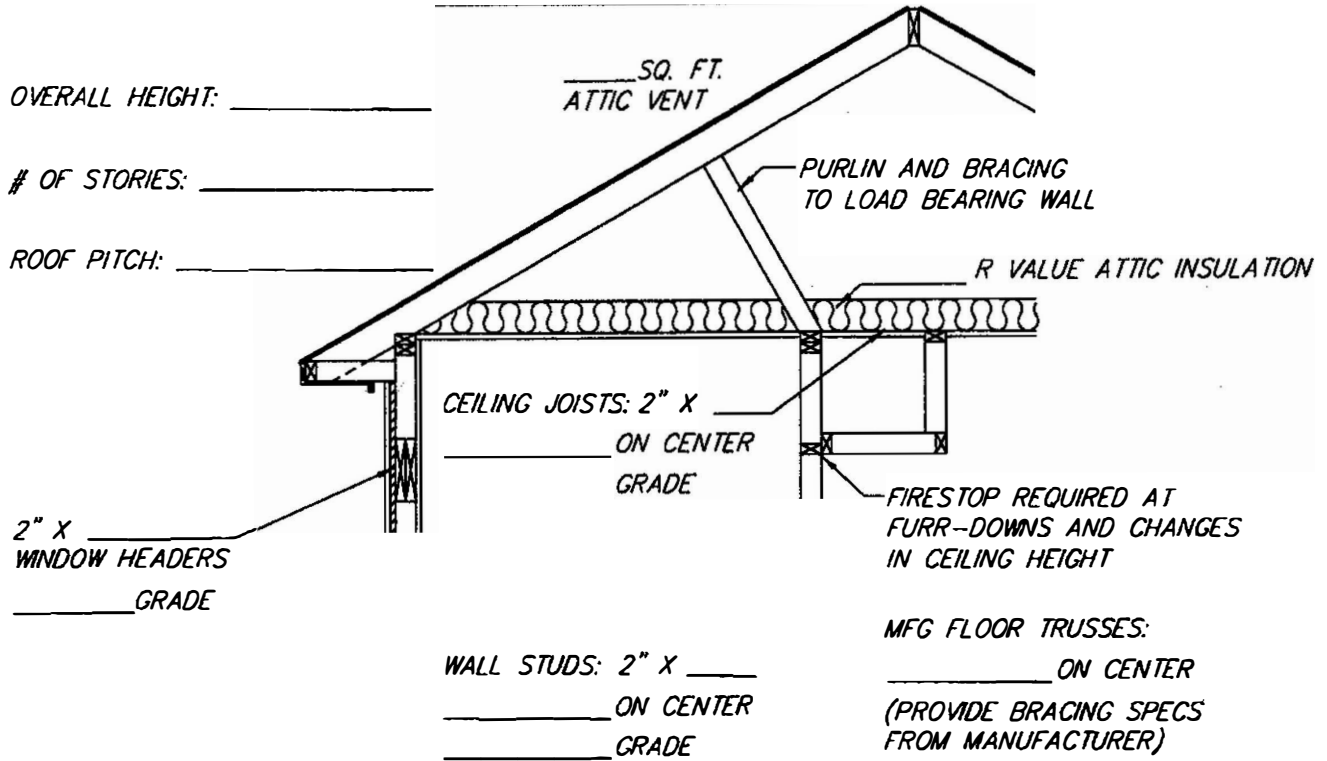
MINIMUM REQUIREMENTS For Residential Projects (one and two family only)

NEW STRUCTURES OR ADDITIONS

- Site Plan: Site plans shall include as a minimum:
- a. Legal description.
 - b. Property lines and pins.
 - c. Rights-of-way, easements, and setbacks.
 - d. Names and location of streets.
 - e. All existing and proposed structures (as defined by ordinance).
 - f. Distance of structures from property lines.
 - g. Location and driveway with dimensions for the length and width.
 - h. Location and size of utility and service connections.
 - i. Minimum finished floor elevation (if within the 100-year floodplain).
- Floor Plan: Make sure the floor plan is dimensioned along with room names or use, drawn to scale. The window size and type (single hung, casement, etc) shall be clearly noted on the plans.
- Building exterior elevations: Dimension the height of the structure from ground level, note exterior finish materials, drawn to scale.

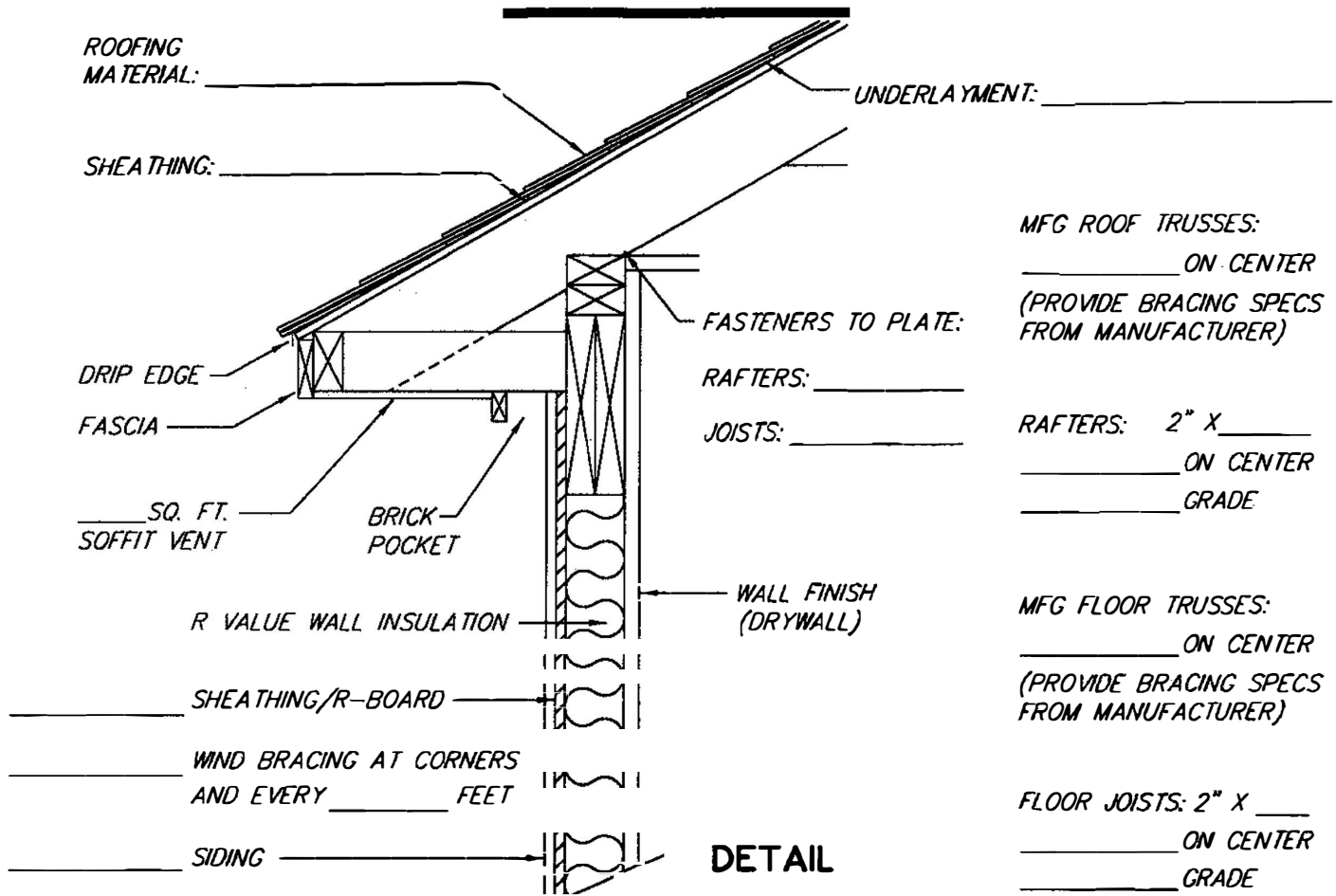
A structural plan showing a wall section with foundation details, wall details and roof details.

See below for sample structural plan. Fill in the blanks if you do not have one drawn already.



THIS SAMPLE IS INTENDED TO BE USED AS A GUIDE ONLY FOR INFORMATION THAT SHOULD BE INCLUDED. THE PERMIT OFFICER MAY REQUIRE ADDITIONAL INFORMATION IN ORDER TO COMPLETE THE PLAN REVIEW. REFER TO THE BUILDING CODE FOR SPECIFIC REQUIREMENTS.

FLOOR SLAB ON GRADE



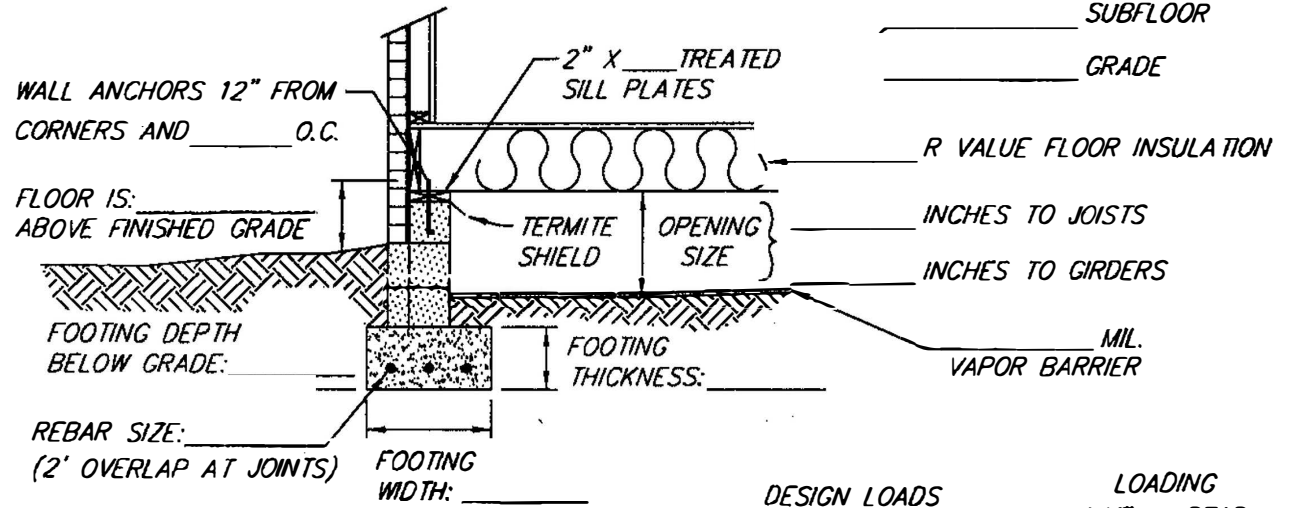
MFG ROOF TRUSSES:
 _____ ON CENTER
 (PROVIDE BRACING SPECS FROM MANUFACTURER)

RAFTERS: 2" X _____
 _____ ON CENTER
 _____ GRADE

MFG FLOOR TRUSSES:
 _____ ON CENTER
 (PROVIDE BRACING SPECS FROM MANUFACTURER)

FLOOR JOISTS: 2" X _____
 _____ ON CENTER
 _____ GRADE

_____ SUBFLOOR
 _____ GRADE



FLOOR WITH CRAWL SPACE

DESIGN LOADS	LOADING	
	LIVE	DEAD
FLOOR SLEEPING ROOMS	30 PSF	10 PSF
FLOOR ALL OTHER ROOMS	40 PSF	10 PSF
CEILING ATTIC TORAGE	30 PSF	10 PSF
CEILING ATTIC TORAGE	10 PSF	10 PSF
ROOF RAFTER CEILING	20 PSF	10 PSF
ROOF RAFTER CEILING	20 PSF	7 PSF