

City of Fort Smith, Arkansas Consolidated and Performance Evaluation Report 2017



CR-05 - Goals and Outcomes

Progress the jurisdiction has made in carrying out its strategic plan and its action plan. 91.520(a)

This could be an overview that includes major initiatives and highlights that were proposed and executed throughout the program year.

The following funds were available during the 2017 program year to further the goals and objectives of the City of Fort Smith 5 Year Consolidated Plan; funds were received through the CDBG entitlement of \$759,701 and \$62,408.16 in program income received through the City's Housing Assistance Loan Program and payoffs. Funds received through the HOME entitlement were \$294,443 and \$432,848.12 in program income/project proceeds from the sale of newly constructed homes, \$2,770.97 in recaptured funds from previous DPA clients and \$25,801.36 in HOME program administration funds.

Comparison of the proposed versus actual outcomes for each outcome measure submitted with the consolidated plan and explain, if applicable, why progress was not made toward meeting goals and objectives. 91.520(g)

Categories, priority levels, funding sources and amounts, outcomes/objectives, goal outcome indicators, units of measure, targets, actual outcomes/outputs, and percentage completed for each of the grantee's program year goals.

Goal	Category	Source / Amount	Indicator	Unit of Measure	Expected - Strategic Plan	Actual - Strategic Plan	Percent Complete	Expected - Program Year	Actual - Program Year	Percent Complete
Administration	Administration	CDBG: \$ / HOME: \$	Homeowner Housing Rehabilitated	Household Housing Unit	0	0		0	0	
Administration	Administration	CDBG: \$ / HOME: \$	Other	Other	5	1	20.00%	1	0	0.00%

Aff. Hsg. 1 - Rehabilitation	Affordable Housing	CDBG: \$	Homeowner Housing Rehabilitated	Household Housing Unit	250	33	13.20%	27	25	92.59%
Aff. Hsg. 2 - CHDO	Affordable Housing	HOME: \$	Homeowner Housing Added	Household Housing Unit	5	12	240.00%	10	4	40.00%
Aff. Hsg. 2 - CHDO	Affordable Housing	HOME: \$	Homeowner Housing Rehabilitated	Household Housing Unit	0	0		1	0	0.00%
Aff. Hsg. 3 - Down Payment Assistance	Affordable Housing	HOME: \$	Homeowner Housing Added	Household Housing Unit	0	15		0	15	
Aff. Hsg. 3 - Down Payment Assistance	Affordable Housing	HOME: \$	Direct Financial Assistance to Homebuyers	Households Assisted	75	18	24.00%			
Aff. Hsg. 4 - Lot Acquisition	Affordable Housing	CDBG: \$	Homeowner Housing Added	Household Housing Unit	15	1	6.67%			
Homelessness	Homeless Non-Homeless Special Needs	CDBG: \$	Public Facility or Infrastructure Activities other than Low/Moderate Income Housing Benefit	Persons Assisted	0	61		0	61	
Homelessness	Homeless Non-Homeless Special Needs	CDBG: \$	Homeless Person Overnight Shelter	Persons Assisted	246	136	55.28%	319	136	42.63%
Homelessness	Homeless Non-Homeless Special Needs	CDBG: \$	Overnight/Emergency Shelter/Transitional Housing Beds added	Beds	0	0		0	0	

Homelessness	Homeless Non-Homeless Special Needs	CDBG: \$	Housing for Homeless added	Household Housing Unit	0	0	2	0	0.00%
Public and Community Facilities	Non-Housing Community Development	CDBG: \$	Public Facility or Infrastructure Activities other than Low/Moderate Income Housing Benefit	Persons Assisted	2600	345	1119	345	30.83%
Public Services	Non-Homeless Special Needs	CDBG: \$	Public service activities other than Low/Moderate Income Housing Benefit	Persons Assisted	50000	4014	7324	2047	27.95%
Public Services	Non-Homeless Special Needs	CDBG: \$	Homeless Person Overnight Shelter	Persons Assisted	0	0			
Public Services	Non-Homeless Special Needs	CDBG: \$	Overnight/Emergency Shelter/Transitional Housing Beds added	Beds	0	0			

Table 1 - Accomplishments – Program Year & Strategic Plan to Date

Assess how the jurisdiction’s use of funds, particularly CDBG, addresses the priorities and specific objectives identified in the plan, giving special attention to the highest priority activities identified.

Housing Assistance is identified as a high priority in the Comprehensive Plan. Our numbers this year indicate that we are still on target with our goals and still serving the public well in this area. As mentioned in our previous year’s CAPER, we are still working with our public service agencies (sub-recipients) on the issue of what constitutes a service unit so that numbers will not be exaggerated. This is the cause of unmet outcomes reflected in some of the public service categories above.

CR-10 - Racial and Ethnic composition of families assisted

Describe the families assisted (including the racial and ethnic status of families assisted).

91.520(a)

	CDBG	HOME
White	1,923	84
Black or African American	323	6
Asian	20	5
American Indian or American Native	63	0
Native Hawaiian or Other Pacific Islander	4	0
Total	2,333	95
Hispanic	112	52
Not Hispanic	2,221	43

Table 2 – Table of assistance to racial and ethnic populations by source of funds

Narrative

While the Community Development Department serves income qualified citizens city wide, the primary geographic area for assistance of low to moderate income families falls on the Northside of Fort Smith. For example, of 25 home owner rehabilitation clients served in 2017, 19 homes were located on the north side of Fort Smith. The CDBG PR23 provides racial/ethnic information on persons and households by HUD activity; for activities that were open during the program year or may have spanned over more than one reporting period.

CR-15 - Resources and Investments 91.520(a)

Identify the resources made available

Source of Funds	Source	Resources Made Available	Amount Expended During Program Year
CDBG	CDBG	947,840	520,337
HOME	HOME	1,244,443	722,477
HOPWA	HOPWA		
ESG	ESG		
Other	Other		

Table 3 - Resources Made Available

Narrative

The city receives funding from Community Development Block Grants as well as the HOME Investment Partnership Program. During the reporting period, the following categories of funds from the U.S. Department of Housing and Urban Development (HUD) were made available to support the City's 2017-2018 program year Action Plan activities.

FFY 2017 Entitlement Award \$759,701

Program Income \$62,408.16

Reprogrammed from prior grant years \$572,975.45

Identify the geographic distribution and location of investments

Target Area	Planned Percentage of Allocation	Actual Percentage of Allocation	Narrative Description
CDBG Eligible			Areas eligible for CDBG area benefit
Citywide	100	100	Non-CDBG Area Eligible

Table 4 – Identify the geographic distribution and location of investments

Narrative

The basis for allocating 2017-18 CDBG and HOME funds within the boundaries of Fort Smith was determined primarily by the results (identification of needs and priorities) of the Consolidated Plan's Citizen Participation Process, and through the Community Development Advisory Committee (CDAC) evaluation of competitive grant applications submitted by eligible subrecipients. Funding decisions were made based on project eligibility, applicant capacity, proposed benefit for the low income community, and leveraging of other funding resources.

Leveraging

Explain how federal funds leveraged additional resources (private, state and local funds), including a description of how matching requirements were satisfied, as well as how any publicly owned land or property located within the jurisdiction that were used to address the needs identified in the plan.

The City of Fort Smith continues to work with State and Federal officials to provide resources that apply to the area of Community Development. The city also uses sales tax funds to improve low to moderate neighborhoods with street and associated drainage improvements. All outside CDBG funded agencies are also required to provide a minimum 10% match for assistance; HOME subgrantees must provide a 15% match.

Fiscal Year Summary – HOME Match	
1. Excess match from prior Federal fiscal year	1,434,065
2. Match contributed during current Federal fiscal year	0
3. Total match available for current Federal fiscal year (Line 1 plus Line 2)	1,434,065
4. Match liability for current Federal fiscal year	35,204
5. Excess match carried over to next Federal fiscal year (Line 3 minus Line 4)	1,398,861

Table 5 – Fiscal Year Summary - HOME Match Report

Match Contribution for the Federal Fiscal Year									
Project No. or Other ID	Date of Contribution	Cash (non-Federal sources)	Foregone Taxes, Fees, Charges	Appraised Land/Real Property	Required Infrastructure	Site Preparation, Construction Materials, Donated labor	Bond Financing	Total Match	
Match log attached- Appendix 3	0	0	0	0	0	0	0	0	0

Table 6 – Match Contribution for the Federal Fiscal Year

HOME MBE/WBE report

Program Income – Enter the program amounts for the reporting period			
Balance on hand at beginning of reporting period \$	Amount received during reporting period \$	Total amount expended during reporting period \$	Amount expended for TBRA \$
10,485	558,891	569,376	0
			Balance on hand at end of reporting period \$
			0

Table 7 – Program Income

Minority Business Enterprises and Women Business Enterprises – Indicate the number and dollar value of contracts for HOME projects completed during the reporting period						
	Total	Minority Business Enterprises				White Non-Hispanic
		Alaskan Native or American Indian	Asian or Pacific Islander	Black Non-Hispanic	Hispanic	
Contracts						
Dollar Amount	555,111	0	0	0	0	555,111
Number	5	0	0	0	0	5
Sub-Contracts						
Number	35	0	0	0	3	32
Dollar Amount	103,613	0	0	0	5,715	97,898
	Total	Women Business Enterprises	Male			
Contracts						
Dollar Amount	555,111	0	555,111			
Number	12	0	12			
Sub-Contracts						
Number	35	1	34			
Dollar Amount	103,613	2,271	101,343			

Table 8 - Minority Business and Women Business Enterprises

Minority Owners of Rental Property – Indicate the number of HOME assisted rental property owners and the total amount of HOME funds in these rental properties assisted						
	Total	Minority Property Owners				White Non-Hispanic
		Alaskan Native or American Indian	Asian or Pacific Islander	Black Non-Hispanic	Hispanic	
Number	0	0	0	0	0	0
Dollar Amount	0	0	0	0	0	0

Table 9 – Minority Owners of Rental Property

Relocation and Real Property Acquisition – Indicate the number of persons displaced, the cost of relocation payments, the number of parcels acquired, and the cost of acquisition						
Parcels Acquired		0		0		
Businesses Displaced		0		0		
Nonprofit Organizations Displaced		0		0		
Households Temporarily Relocated, not Displaced		0		0		
Households Displaced	Total	Minority Property Enterprises				White Non-Hispanic
		Alaskan Native or American Indian	Asian or Pacific Islander	Black Non-Hispanic	Hispanic	
Number	0	0	0	0	0	0
Cost	0	0	0	0	0	0

Table 10 – Relocation and Real Property Acquisition

DRAFT

CR-20 - Affordable Housing 91.520(b)

Evaluation of the jurisdiction's progress in providing affordable housing, including the number and types of families served, the number of extremely low-income, low-income, moderate-income, and middle-income persons served.

	One-Year Goal	Actual
Number of Homeless households to be provided affordable housing units	2	0
Number of Non-Homeless households to be provided affordable housing units	33	26
Number of Special-Needs households to be provided affordable housing units	0	0
Total	35	26

Table 11 – Number of Households

	One-Year Goal	Actual
Number of households supported through Rental Assistance	0	0
Number of households supported through The Production of New Units	7	4
Number of households supported through Rehab of Existing Units	27	25
Number of households supported through Acquisition of Existing Units	1	22
Total	35	51

Table 12 – Number of Households Supported

Discuss the difference between goals and outcomes and problems encountered in meeting these goals.

The city is please with its progress this year in meeting and exceeding planned goals and objectives in providing afforable housing to low-income households in Fort Smith. Funds utilized for rehabilitation and new homeownership assisted 51 households this program year. The city expects to continue exceeding its goals when referring to afforadable housing.

Discuss how these outcomes will impact future annual action plans.

The city will continue to evaluate its programs and adjust as necessary in future one year action plans. We will also continue our work with CHDOs to produce affordable housing and also to provide as much rehabilitation work as possible for current low income homeowners.

Include the number of extremely low-income, low-income, and moderate-income persons served by each activity where information on income by family size is required to determine the eligibility of the activity.

Number of Households Served	CDBG Actual	HOME Actual
Extremely Low-income	10	4
Low-income	5	8
Moderate-income	10	14
Total	25	26

Table 13 – Number of Households Served

Narrative Information

All citizens of Fort Smith have the right to live and raise their families in homes that are safe and sound at a cost that allows them to afford other necessities. The free market for housing is often not a fair market for low to moderate income residents including the elderly, disabled, and workers whose wages have not kept up with rising housing costs. Without rehabilitation and /or general housing assistance, housing conditions will deteriorate or become too expensive to maintain potentially leaving some to be forced out of their homes. Support for affordable housing allows low income residents to maintain their homes.

CR-25 - Homeless and Other Special Needs 91.220(d, e); 91.320(d, e); 91.520(c)

Evaluate the jurisdiction's progress in meeting its specific objectives for reducing and ending homelessness through:

Reaching out to homeless persons (especially unsheltered persons) and assessing their individual needs

The Fort Smith Continuum of Care , the coalition of homeless service agencies, conducts annual surveys of individuals, including unsheltered persons. These surveys serve to help focus agency activities for the coming year as well as provide documentation in response to HUD program requirements.

Addressing the emergency shelter and transitional housing needs of homeless persons

Utilizing CDBG funding, the following specific gains towards addressing the emergency shelter and transitional housing needs of homeless persons were achieved during the 2017-2018 plan year-

- Crisis Intervention Center provided 102 victims of domestic violence with case management.
- Next Step Homeless Services received \$84,765 to construct a transitional living facility for homeless families.
- Next Step Homeless Services received \$17,808 to give case management to over 500 homeless persons.

Helping low-income individuals and families avoid becoming homeless, especially extremely low-income individuals and families and those who are: likely to become homeless after being discharged from publicly funded institutions and systems of care (such as health care facilities, mental health facilities, foster care and other youth facilities, and corrections programs and institutions); and, receiving assistance from public or private agencies that address housing, health, social services, employment, education, or youth needs

Next Step Homeless Service uses case management to help those that may come from corrections programs and mental health facilities to find employment as well as other resources to enter back into society. Also, the Children's Emergency Shelter has an independent living facility for children that have aged out of the foster care program.

Helping homeless persons (especially chronically homeless individuals and families, families with children, veterans and their families, and unaccompanied youth) make the transition to permanent housing and independent living, including shortening the period of time that individuals and families experience homelessness, facilitating access for homeless individuals

and families to affordable housing units, and preventing individuals and families who were recently homeless from becoming homeless again

Homeless prevention is a major focus of the participants in the Continuum of Care. Agencies include homeless prevention as a support program in conjunction with the provision of shelter and other supportive services.

DRAFT

CR-30 - Public Housing 91.220(h); 91.320(j)

Actions taken to address the needs of public housing

The Fort Smith Housing Authority administers Section 8 vouchers but there is no public housing in Fort Smith.

Actions taken to encourage public housing residents to become more involved in management and participate in homeownership

N/A

Actions taken to provide assistance to troubled PHAs

N/A

DRAFT

CR-35 - Other Actions 91.220(j)-(k); 91.320(i)-(j)

Actions taken to remove or ameliorate the negative effects of public policies that serve as barriers to affordable housing such as land use controls, tax policies affecting land, zoning ordinances, building codes, fees and charges, growth limitations, and policies affecting the return on residential investment. 91.220 (j); 91.320 (i)

The Community Development Department works closely with both the Planning Department, Building Department, and the City's Neighborhood Services Department to improve our outreach to Fort Smith citizens. The Neighborhood Services Department is in charge of enforcement and when the departments come across home owners in sub-standard living conditions they refer them to our housing assistance program.

Actions taken to address obstacles to meeting underserved needs. 91.220(k); 91.320(j)

The City of Fort Smith continues to work cooperatively with the Fort Smith Housing Authority, Crawford Sebastian Community Development Council and our local homeless agencies to help underserved needs. We also work alongside the Planning Department for the Worldchangers program- an organization that serves to provide interior and exterior repairs to low income homeowners.

Actions taken to reduce lead-based paint hazards. 91.220(k); 91.320(j)

Lead testing is performed on all housing rehabilitation projects in the CDBG program.

Actions taken to reduce the number of poverty-level families. 91.220(k); 91.320(j)

In partnership with Crawford Sebastian Community Development Council (CSCDC), the city has endeavored to reduce the number of poverty-level families through the provision of homeownership assistance and substantial housing and credit counseling. A requirement for the Down Payment Assistance Program is the provision of housing counseling services which assists families to better plan for their finances and, therefore, improve their financial situation through savings and building equity in their homes.

Actions taken to develop institutional structure. 91.220(k); 91.320(j)

Staff continues to seek professional development by attending HUD sponsored classes and trainings. Staff also continues to cross-train so that all staff are knowledgeable of HUD regulations. Additionally, staff began using the HEROS system to input Environmental Reviews which will assist with the compliance of environmental regulations.

Actions taken to enhance coordination between public and private housing and social service agencies. 91.220(k); 91.320(j)

The City staff meets monthly with our housing partners including the Housing Authority, CSCDC and other social services agencies. The monthly meetings provide transparency between city staff and outside agencies and also serve as a great forum for gathering new information and answering questions.

Identify actions taken to overcome the effects of any impediments identified in the jurisdictions analysis of impediments to fair housing choice. 91.520(a)

-The city includes a question in our applications to those applying for funding to know how their agency furthers fair housing efforts.

- The city provided support for a proposed project applied for with ADFA for Home funds and low income housing tax credits on Newlon Road with 50 units planned.

-The city staff continues to add the Fair Housing logo to Community Development stationary, legal notices, and applications.

-The City of Fort Smith has a Fair Housing hotline at 479.784.2214 and a brochure is on the Community Development webpage.

-The Community Development staff also worked for several months and the Transit Department agreed to place Fair Housing ads on transit busses when there are no paid advertisements. The bus project began in October 2017.

CR-40 - Monitoring 91.220 and 91.230

Describe the standards and procedures used to monitor activities carried out in furtherance of the plan and used to ensure long-term compliance with requirements of the programs involved, including minority business outreach and the comprehensive planning requirements

The Board of Directors reviews and approves CDBG projects and initiatives annually. The Community Development department is responsible for carrying out daily operations and implementation of funded projects and activities with monitoring based on the nature and complexity of individual projects. Housing rehabilitation work write-ups and inspections are done by the Housing Assistance Coordinator.

Other city offices such as Finance, Administration and Human Resources provide various kind of support to the Community Development office. This can include procurement and requests for financial draws for payment of sub recipient and other contractors.

Automated and paper project and program files are maintained at the department level. All records are subject to the Federal Freedom of Information Acts. As part of our office's annual audit, sub recipients are monitored to determine compliance with grant provisions and federal guidelines.

Prior to project implementation, all housing and community development projects proposed for funding with CDBG or HOME resources are reviewed by the Community Development office for eligibility under the Federal regulations, environmental review and to ensure consistency with the Consolidated Plan.

Each month the Community Development Coordinator reviews financial reports against planned activities to monitor performance in meeting goals and objectives set forth in the Consolidated Plan.

The city's public service sub recipients have written agreements outlining the CDBG program requirements and monitoring procedures. All sub recipients must submit monthly intake reports that show beneficiary data of clients when requesting funds.

Long term compliance with CDBG and HOME are ensured through the use and maintenance of required documentation that is retained by the City for a minimum of 7 years. Housing Rehabilitation or Homebuyer Assistance funds are secured by a second mortgage that is filed at the Sebastian County Courthouse for the amount expended on each home. Payback is not required unless the property owner sells or leases the property within a five-year period.

Citizen Participation Plan 91.105(d); 91.115(d)

Describe the efforts to provide citizens with reasonable notice and an opportunity to comment on performance reports.

An ad for Citizen participation was posted in the Southwest Times Record on Thursday July 8, 2018. As stated in the notice, the public may submit written comments concerning the performance of both CDBG and HOME to the Community Development staff. No comments were received. (See Appendix 1)

An ad was also posted for Review and Comment of the 2017 CAPER on August 24, 2018 in the Southwest Times Record. Citizens were again given the opportunity to submit comments to the Community Development staff. (See Appendix 2)

DRAFT

CR-45 - CDBG 91.520(c)

Specify the nature of, and reasons for, any changes in the jurisdiction's program objectives and indications of how the jurisdiction would change its programs as a result of its experiences.

As it relates to the city's programs and activities identified for the program year, there were no significant changes in program objectives for CDBG and HOME programs. The city is annually examining new strategies and market conditions based on community needs and citizen input. When those needs change, the city will solicit input and undertake the programs and services through use of non-profits or public service agencies.

Does this Jurisdiction have any open Brownfields Economic Development Initiative (BEDI) grants?

No

DRAFT

CR-50 - HOME 91.520(d)

Include the results of on-site inspections of affordable rental housing assisted under the program to determine compliance with housing codes and other applicable regulations

Please list those projects that should have been inspected on-site this program year based upon the schedule in §92.504(d). Indicate which of these were inspected and a summary of issues that were detected during the inspection. For those that were not inspected, please indicate the reason and how you will remedy the situation.

The Community Development Department does not offer rental housing through our CDBG and HOME programs.

Provide an assessment of the jurisdiction's affirmative marketing actions for HOME units. 92.351(b)

The Community Development Department does not offer rental housing through our CDBG and HOME programs.

Refer to IDIS reports to describe the amount and use of program income for projects, including the number of projects and owner and tenant characteristics

Refer to IDIS Report PR-09- Program Income and Summary, and PR-23- Summary of Accomplishments

Describe other actions taken to foster and maintain affordable housing. 91.220(k) (STATES ONLY: Including the coordination of LIHTC with the development of affordable housing). 91.320(j)

While this office does not work in rental housing, the Community Development Department continues to work with our local CHDO to develop low income single family housing, as noted in our yearly total from CR-05 Goals and Outcomes. The Community Development Department is continuing to make affordable housing available to the citizens of Fort Smith.

Appendix 1

Citizen Participation Notice

PROOF OF PUBLICATION
STATE OF ARKANSAS
COUNTY OF SEBASTIAN



I **Julie Newman**, do solemnly swear that I am **an advertising representative of the Times Record**, a daily newspaper having a second class mailing privilege less than four pages of five columns each, published at a fixed place of fixed daily intervals continuously in the City of Fort Smith, Sebastian County for more than a period of twelve months, circulated and distributed from a place of business to subscribers and readers generally of all classes, in accordance with the provisions of the laws of the State of Arkansas, and, as aforesaid, for a definite price for each copy, or a fixed price per annum, at what is considered the value of the publication based upon the news service value it contains, that at least fifty percent of the subscribers thereto have paid cash for their subscription to the newspaper or its agents or through recognized news dealers, over a period of at least six months and that said newspaper published an average of more than forty percent news matter. The newspaper is circulated in the counties of Crawford, Franklin, Johnson, Logan, Polk, Scott and Sebastian in Arkansas, and Haskell, Leflore and Sequoyah Counties in Oklahoma.

I further certify that the legal notice hereto attached in the matter of:

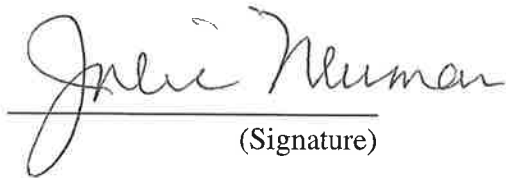
RE: CITIZEN PARTICIPATION NOTICE

The City of Fort Smith encourages citizens to participate in the development of the Comprehensive Annual Performance and Evaluation Report (CAPER). The purpose is to obtain the view of citizens about the Community Development Block Grant (CDBG) and HOME Investment Partnership Act programs for the year ending June 30, 2018.

PO# 8105
ORDER# 1133887
COST: \$106.93


Was published in the regular daily issue of said newspaper for consecutive insertions as follows:

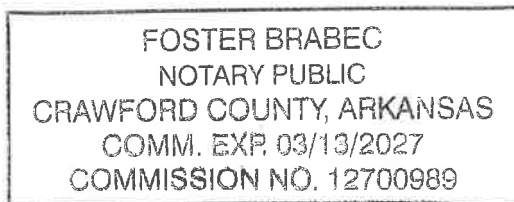
First Run: 7/8/18
Second Run:
Third Run:


(Signature)

Sworn before me on the 11th day of July 2018

My Commission expires 3/13/2027


Notary Public



Appendix 2

Review and Comment Notice

Appendix 3

Match Log

HOME Match Report

U.S. Department of Housing and Urban Development
Office of Community Planning and Development

OMB Approval No. 2506-0171
(exp. 12/31/2012)

Part I Participant Identification		Match Contributions for Federal Fiscal Year (yyyy) 2017	
1. Participant No. (assigned by HUD) M-17-MC050202	2. Name of the Participating Jurisdiction City of Fort Smith, Arkansas	3. Name of Contact (person completing this report) Matt Jennings, Director of Community Development	
5. Street Address of the Participating Jurisdiction 623 Garrison Avenue, Suite 331	7. State AR	4. Contact's Phone Number (include area code) 479-784-2209	
6. City Fort Smith	8. Zip Code 72901		

Part II Fiscal Year Summary	
1. Excess match from prior Federal fiscal year	\$ 1,434,065.05
2. Match contributed during current Federal fiscal year (see Part III.9.)	\$ 0.00
3. Total match available for current Federal fiscal year (line 1 + line 2)	\$ 1,434,065.05
4. Match liability for current Federal fiscal year	\$ 35,203.91
5. Excess match carried over to next Federal fiscal year (line 3 minus line 4)	\$ 1,398,861.14

Part III Match Contribution for the Federal Fiscal Year								
1. Project No. or Other ID	2. Date of Contribution (mm/dd/yyyy)	3. Cash (non-Federal sources)	4. Foregone Taxes, Fees, Charges	5. Appraised Land / Real Property	6. Required Infrastructure	7. Site Preparation, Construction Materials, Donated labor	8. Bond Financing	9. Total Match
Match Log Attached								
<i>Revised and Approved Matt Jennings</i>								8/22/2018 Form HUD-40107-A (12/94)

FFY 2017 HOME Match Log- PJ: Fort Smith, Arkansas

Project Number (1)	Date Project Committed (2)	Project Address (3)	Project Type (4)	HOME Funds Expended (5)	HOME Funds No Admin (5A)	Date HOME \$ Expended (6)	12.5% of Match Liability Incurred (7)	Value of Match Contribution (8)	Type of Match (9)	Date Match Recognized (10)	Comments (11)
8503	N/A	2517 S. 56 St.	H	\$2,436.30	\$2,436.30	10.07.2016	\$304.53	\$1,434,065.05	N/A	N/A	FFY 2016 Match Carried Over
8514	N/A	1011 S. 19th St.	H	\$2,740.00	\$2,740.00	10.07.2016	\$342.50	\$0.00	N/A	N/A	Ck. #5383 CSCDC, Inc.
8514	N/A	1005 N. 6th St.	H	\$78,792.72	\$78,792.72	10.07.2016	\$9,849.09	\$0.00	N/A	N/A	Ck. #5384 CSCDC, Inc.
8514	N/A	2916 High St.	H	\$44,359.90	\$44,359.90	10.07.2016	\$5,544.98	\$0.00	N/A	N/A	
8500	N/A	N/A	A	\$9,977.66		11.03.2016	\$0.00	\$0.00	N/A	N/A	Ck. #5385 General Fund
8500	N/A	N/A	A	\$7,655.84		11.17.2016	\$0.00	\$0.00	N/A	N/A	Ck. #5386 General Fund
8514	N/A	3120 N. 39th St.	H	\$20,205.00	\$20,205.00	11.17.2016	\$2,525.62	\$0.00	N/A	N/A	Ck. #5387 CSCDC, Inc.
8514	N/A	1812 N. 12th St.	H	\$18,441.00	\$18,441.00	11.17.2016	\$2,305.12	\$0.00	N/A	N/A	
8503	N/A	1005 N. 6th St.	H	\$16,312.50	\$16,312.50	11.17.2016	\$2,039.06	\$0.00	N/A	N/A	
8503	N/A	2916 High St.	H	\$16,101.00	\$16,101.00	11.17.2016	\$2,012.62	\$0.00	N/A	N/A	
8503	N/A	1812 N. 12th St.	H	\$8,272.88	\$8,272.88	11.17.2016	\$1,034.11	\$0.00	N/A	N/A	
8503	N/A	620 N. 41st St.	H	\$29.00	\$29.00	12.01.2016	\$3.63	\$0.00	N/A	N/A	Ck. #5388 CSCDC, Inc.
8500	N/A	N/A	A	\$7,331.90		12.16.2016	\$0.00	\$0.00	N/A	N/A	Ck. #5389 General Fund
8500	N/A	N/A	A	\$6,499.87		1.26.2017	\$0.00	\$0.00	N/A	N/A	Ck. #5390 General Fund
8500	N/A	N/A	A	\$191.98		1.26.2017	\$0.00	\$0.00	N/A	N/A	Ck. #5391 Times Record
8503	N/A	1315 North 41st St.	H	\$2,763.22	\$2,763.22	1.26.2017	\$345.40	\$0.00	N/A	N/A	Ck. #5393 CSCDC, Inc.
8500	N/A	N/A	A	\$1,387.00		2.10.2017	\$0.00	\$0.00	N/A	N/A	Ck. #5394 Special Funds
8500	N/A	N/A	A	\$6,392.47		3.10.2017	\$0.00	\$0.00	N/A	N/A	Ck. #5395 General Fund
8500	N/A	N/A	A	\$7,344.19		3.10.2017	\$0.00	\$0.00	N/A	N/A	Ck. #5396 General Fund
8503	N/A	1312 Princeton Dr.	H	\$9,622.75	9622.75	3.10.2017	\$1,202.84	\$0.00	N/A	N/A	Ck. #5397 CSCDC, Inc.
8500	N/A	N/A	A	\$124.64		3.23.2017	\$0.00	\$0.00	N/A	N/A	Ck. #5398 Planning Department
8503	N/A	3724 Morris Dr.	H	\$3,583.58	\$3,583.58	4.20.2017	\$447.95	\$0.00	N/A	N/A	Ck. #5399 CSCDC, Inc.
		3720 Park Ave.	H	\$5,500.00	\$5,500.00	4.20.2017	\$687.50	\$0.00	N/A	N/A	
		4400 N. M St.	H	\$5,500.00	\$5,500.00	4.20.2017	\$687.50	\$0.00	N/A	N/A	
8500	N/A	N/A	A	54.52		4.20.2017	\$0.00	\$0.00	N/A	N/A	Ck. #5400 Times Record
8500	N/A	N/A	A	\$152.46		5.18.2017	\$0.00	\$0.00	N/A	N/A	Ck. #5401 Times Record
8503	N/A	9213 Fresno St.	H	\$5,500.00	\$5,500.00	6.1.2017	\$687.50	\$0.00	N/A	N/A	Ck. #5402 CSCDC
		4015 Dean Drive	H	\$5,451.35	\$5,451.35	6.1.2017	\$681.41	\$0.00	N/A	N/A	
8500	N/A	N/A	A	\$21,628.19		6.15.2017	\$0.00	\$0.00	N/A	N/A	Ck. #5403 General Fund
8503	N/A	5200 Wilson Road	H	\$5,500.00	\$5,500.00	6.15.2017	\$687.50	\$0.00	N/A	N/A	Ck. #5404 CSCDC, Inc.
8500	N/A	N/A	A	\$629.75		6.26.2017	\$0.00	\$0.00	N/A	N/A	(1) P-Card Charges- General Fund
8500	N/A	N/A	A	\$441.25		6.15.2017	\$0.00	\$0.00	N/A	N/A	Ck. #5405 Special Charges
8500	N/A	N/A	A	\$300.00		7.28.2017	\$0.00	\$0.00	N/A	N/A	Ck. #5407 General Fund
8500	N/A	N/A	A	\$31.01		7.28.2017	\$0.00	\$0.00	N/A	N/A	Ck #5408 Times Record
8500	N/A	N/A	A	\$423.55		7.31.2017	\$0.00	\$0.00	N/A	N/A	Ck. #5409 General Fund
8500	N/A	N/A	A	\$1,305.00		8.10.2017	\$0.00	\$0.00	N/A	N/A	Ck. #5410 ZoomGrants
8503	N/A	502 N. 47th St.	H	\$5,500.00	\$5,500.00	8.25.2017	\$687.50	\$0.00	N/A	N/A	Ck. #5412 CSCDC, Inc.
8503	N/A	1517 S. 40th St.	H	\$5,500.00	\$5,500.00	8.25.2017	\$687.50	\$0.00	N/A	N/A	
8503	N/A	1624 S. P St.	H	\$5,500.00	\$5,500.00	8.25.2017	\$687.50	\$0.00	N/A	N/A	
8503	N/A	3907 Marshall	H	\$5,500.00	\$5,500.00	8.25.2017	\$687.50	\$0.00	N/A	N/A	
8503	N/A	3905 Mary St.	H	5,500.00	\$5,500.00	8.25.2017	\$687.50	\$0.00	N/A	N/A	

U.S. Department of Housing and Urban Development
 Office of Community Planning and Development
 Integrated Disbursement and Information System
 Home Matching Liability Report

FORT SMITH, AR

DATE: 08-21-18
 TIME: 16:10
 PAGE: 1

<u>Fiscal Year</u>	<u>Match Percent</u>	<u>Total Disbursements</u>	<u>Disbursements Requiring Match</u>	<u>Match Liability Amount</u>
1998	25.0%	\$555,506.92	\$537,844.49	\$134,461.12
1999	25.0%	\$501,464.67	\$501,464.67	\$125,366.16
2000	25.0%	\$268,696.79	\$247,375.00	\$61,843.75
2001	25.0%	\$362,036.51	\$316,093.21	\$79,023.30
2002	25.0%	\$460,322.53	\$436,381.34	\$109,095.33
2003	12.5%	\$278,384.68	\$219,722.28	\$27,465.28
2004	12.5%	\$462,104.41	\$407,073.01	\$50,884.12
2005	12.5%	\$243,059.03	\$170,979.14	\$21,372.39
2006	12.5%	\$372,421.91	\$278,379.43	\$34,797.42
2007	12.5%	\$804,316.49	\$671,667.19	\$83,958.39
2008	12.5%	\$624,393.22	\$556,936.34	\$69,617.04
2009	12.5%	\$656,887.93	\$593,370.51	\$74,171.31
2010	12.5%	\$725,275.94	\$640,953.60	\$80,119.20
2011	12.5%	\$287,933.56	\$238,112.32	\$29,764.04
2012	12.5%	\$267,653.99	\$227,691.96	\$28,461.49
2013	12.5%	\$316,139.02	\$286,954.28	\$35,869.28
2014	12.5%	\$477,456.61	\$420,422.31	\$52,552.78

U.S. Department of Housing and Urban Development
Office of Community Planning and Development
Integrated Disbursement and Information System
Home Matching Liability Report

DATE: 08-21-18
TIME: 16:10
PAGE: 2

2015	12.5%	\$599,073.89	\$500,771.90	\$62,596.48
2016	12.5%	\$594,109.03	\$517,651.50	\$64,706.43
2017	12.5%	\$382,067.94	\$281,631.29	\$35,203.91

Appendix 4

APR

Annual Performance Report HOME Program

U.S. Department of Housing
and Urban Development
Office of Community Planning
and Development

OMB Approval No. 2506-0171
(exp. 8/31/2009)

Public reporting burden for this collection of information is estimated to average 2.5 hours per response, including the time for reviewing instructions, searching existing data sources, gathering and maintaining the data needed, and completing and reviewing the collection of information. This agency may not conduct or sponsor, and a person is not required to respond to, a collection of information unless that collection displays a valid OMB control number.

The HOME statute imposes a significant number of data collection and reporting requirements. This includes information on assisted properties, on the owners or tenants of the properties, and on other programmatic areas. The information will be used: 1) to assist HOME participants in managing their programs; 2) to track performance of participants in meeting fund commitment and expenditure deadlines; 3) to permit HUD to determine whether each participant meets the HOME statutory income targeting and affordability requirements; and 4) to permit HUD to determine compliance with other statutory and regulatory program requirements. This data collection is authorized under Title II of the Cranston-Gonzalez National Affordable Housing Act or related authorities. Access to Federal grant funds is contingent on the reporting of certain project-specific data elements. Records of information collected will be maintained by the recipients of the assistance. Information on activities and expenditures of grant funds is public information and is generally available for disclosure. Recipients are responsible for ensuring confidentiality when public disclosure is not required.

This form is intended to collect numeric data to be aggregated nationally as a complement to data collected through the Cash and Management Information (C/MI) System. Participants should enter the reporting period in the first block. The reporting period is October 1 to September 30. Instructions are included for each section if further explanation is needed.

Submit this form on or before December 31.	This report is for period (mm/dd/yyyy)		Date Submitted (mm/dd/yyyy)
Send one copy to the appropriate HUD Field Office and one copy to: HOME Program, Rm 7176, 451 7th Street, S.W., Washington D.C. 20410	Starting 10/01/2016	Ending 09/30/2017	8/20/2018

Part I Participant Identification

1. Participant Number M-17-MC050202	2. Participant Name City of Fort Smith, Arkansas		
3. Name of Person completing this report Matt Jennings, Director of Community Development		4. Phone Number (Include Area Code) 479-784-2209	
5. Address 623 Garrison Avenue; Room 331		6. City Fort Smith	7. State AR
		8. Zip Code 72901	

Part II Program Income

Enter the following program income amounts for the reporting period: in block 1, enter the balance on hand at the beginning; in block 2, enter the amount generated; in block 3, enter the amount expended; and in block 4, enter the amount for Tenant-Based rental Assistance.

1. Balance on hand at Beginning of Reporting Period \$10,485.00	2. Amount received during Reporting Period \$558,891.21	3. Total amount expended during Reporting Period \$569,376.21	4. Amount expended for Tenant-Based Rental Assistance \$0.00	5. Balance on hand at end of Reporting Period (1 + 2 - 3) = 5 \$0.00
--	--	--	---	---

Part III Minority Business Enterprises (MBE) and Women Business Enterprises (WBE)

In the table below, indicate the number and dollar value of contracts for HOME projects completed during the reporting period.

	a. Total	Minority Business Enterprises (MBE)			f. White Non-Hispanic
		b. Alaskan Native or American Indian	c. Asian or Pacific Islander	d. Black Non-Hispanic	
A. Contracts					
1. Number	5	0	0	0	5
2. Dollar Amount	\$555,111.00	\$0.00	\$0.00	\$0.00	\$555,111.00
B. Sub-Contracts					
1. Number	35	0	0	3	32
2. Dollar Amount	\$103,613.44	\$0.00	\$0.00	\$5,715.00	\$97,898.44
	a. Total	b. Women Business Enterprises (WBE)	c. Male		
C. Contracts					
1. Number	5	0	12		
2. Dollar Amount	\$555,111.00	\$0.00	\$555,111.00		
D. Sub-Contracts					
1. Number	35	1	34		
2. Dollar Amounts	\$103,613.44	\$2,270.70	\$101,342.74		

Reviewed and Approved by *[Signature]*
8/20/2018
form HUD-40107 (11/92)

Part IV Minority Owners of Rental Property

In the table below, indicate the number of HOME assisted rental property owners and the total dollar amount of HOME funds in these rental properties assisted during the reporting period.

	a. Total	Minority Property Owners				f. White Non-Hispanic
		b. Alaskan Native or American Indian	c. Asian or Pacific Islander	d. Black Non-Hispanic	e. Hispanic	
1. Number	0	0	0	0	0	0
2. Dollar Amount	\$0.00	\$0.00	\$0.00	\$0.00	\$0.00	\$0.00

Part V Relocation and Real Property Acquisition

Indicate the number of persons displaced, the cost of relocation payments, the number of parcels acquired, and the cost of acquisition. The data provided should reflect only displacements and acquisitions occurring during the reporting period.

	a. Number	b. Cost
1. Parcels Acquired	0	\$0.00
2. Businesses Displaced	0	\$0.00
3. Nonprofit Organizations Displaced	0	\$0.00
4. Households Temporarily Relocated, not Displaced	0	\$0.00

Households Displaced	a. Total	Minority Business Enterprises (MBE)				f. White Non-Hispanic
		b. Alaskan Native or American Indian	c. Asian or Pacific Islander	d. Black Non-Hispanic	e. Hispanic	
5. Households Displaced - Number	0	0	0	0	0	0
6. Households Displaced - Cost	\$0.00	\$0.00	\$0.00	\$0.00	\$0.00	\$0.00



U.S. Department of Housing and Urban Development
 Office of Community Planning and Development
 Integrated Disbursement and Information System
 CDBG Activity Summary Report (GPR) for Program Year 2017
 FORT SMITH

Date: 22-Aug-2018
 Time: 11:19
 Page: 1

PGM Year: 2009
Project: 0022 - LEND A HAND, INC. - CHAFFEE
IDIS Activity: 1873 - LEND A HAND, INC. - CHAFFEE CROSSING
Status: Open
Location: WELLS LAKE RD. AT BOST ROAD IN THE FORMER FORT CHAFFEE BASE LOCATION FORT SMITH, AR 72923
Objective: Provide decent affordable housing
Outcome: Affordability
Matrix Code: Water/Sewer Improvements (03J) **National Objective:** LMH

Initial Funding Date: 09/18/2009

Description:

COST SHARING OF PRE-DEVELOPMENT PLANNING AND ENGINEERING COSTS.
 SUBRECIPIENT IS AWARE OF PAYBACK OF FUNDS IN THE EVENT THE PROJECT DOES NOT GO FORWARD.

Financing

	Fund Type	Grant Year	Grant	Funded Amount	Drawn In Program Year	Drawn Thru Program Year
CDBG	EN	Pre-2015		\$56,643.00	\$0.00	\$0.00
		2008	B08MC050003		\$0.00	\$6,750.00
		2009	B09MC050003		\$0.00	\$47,811.29
		2010	B10MC050003		\$0.00	\$2,081.71
Total	Total		\$56,643.00	\$0.00	\$56,643.00	

Proposed Accomplishments

Actual Accomplishments

Number assisted:

	Owner		Renter		Total		Person	
	Total	Hispanic	Total	Hispanic	Total	Hispanic	Total	Hispanic
White:	0	0	0	0	0	0	0	0
Black/African American:	0	0	0	0	0	0	0	0
Asian:	0	0	0	0	0	0	0	0
American Indian/Alaskan Native:	0	0	0	0	0	0	0	0
Native Hawaiian/Other Pacific Islander:	0	0	0	0	0	0	0	0
American Indian/Alaskan Native & White:	0	0	0	0	0	0	0	0
Asian White:	0	0	0	0	0	0	0	0
Black/African American & White:	0	0	0	0	0	0	0	0
American Indian/Alaskan Native & Black/African American:	0	0	0	0	0	0	0	0
Other multi-racial:	0	0	0	0	0	0	0	0
Asian/Pacific Islander:	0	0	0	0	0	0	0	0
Hispanic:	0	0	0	0	0	0	0	0
Total:	0	0	0	0	0	0	0	0



U.S. Department of Housing and Urban Development
Office of Community Planning and Development
Integrated Disbursement and Information System
CDBG Activity Summary Report (GPR) for Program Year 2017
FORT SMITH

Date: 22-Aug-2018
Time: 11:19
Page: 2


Female-headed Households: 0 0 0

Income Category:	Owner	Renter	Total	Person
Extremely Low	0	0	0	0
Low Mod	0	0	0	0
Moderate	0	0	0	0
Non Low Moderate	0	0	0	0
Total	0	0	0	0
Percent Low/Mod				

Annual Accomplishments

Years	Accomplishment Narrative	# Benefiting
-------	--------------------------	--------------

2009



U.S. Department of Housing and Urban Development
 Office of Community Planning and Development
 Integrated Disbursement and Information System
 CDBG Activity Summary Report (GPR) for Program Year 2017
 FORT SMITH

Date: 22-Aug-2018
 Time: 11:19
 Page: 3

PGM Year: 2010
Project: 0025 - Lend A Hand, Inc. - Fisher's Way @ Chaffee
IDIS Activity: 2008 - Lend A Hand, Inc. - Phase I Engineering Chaffee Crossing
Status: Open
Location: Wells Lake Road at Bost Road Fort Smith, AR 72923
Objective: Provide decent affordable housing
Outcome: Affordability
Matrix Code: Water/Sewer Improvements (03J) **National Objective:** LMH

Initial Funding Date: 02/28/2011

Description:
 COST SHARING OF PRE-DEVELOPMENT PLANNING AND ENGINEERING COSTS.
 SUBRECIPIENT IS AWARE OF PAYBACK OF FUNDS IN THE EVENT THE PROJECT DOES NOT GO FORWARD.

Financing

	Fund Type	Grant Year	Grant	Funded Amount	Drawn In Program Year	Drawn Thru Program Year
CDBG	EN	Pre-2015		\$5,568.49	\$0.00	\$0.00
		2010	B10M/C050003		\$0.00	\$5,568.49
Total				\$5,568.49	\$0.00	\$5,568.49

Proposed Accomplishments

Housing Units : 20

Actual Accomplishments

Number assisted:

	Owner		Renter		Total		Person	
	Total	Hispanic	Total	Hispanic	Total	Hispanic	Total	Hispanic
White:	0	0	0	0	0	0	0	0
Black/African American:	0	0	0	0	0	0	0	0
Asian:	0	0	0	0	0	0	0	0
American Indian/Alaskan Native:	0	0	0	0	0	0	0	0
Native Hawaiian/Other Pacific Islander:	0	0	0	0	0	0	0	0
American Indian/Alaskan Native & White:	0	0	0	0	0	0	0	0
Asian White:	0	0	0	0	0	0	0	0
Black/African American & White:	0	0	0	0	0	0	0	0
American Indian/Alaskan Native & Black/African American:	0	0	0	0	0	0	0	0
Other multi-racial:	0	0	0	0	0	0	0	0
Asian/Pacific Islander:	0	0	0	0	0	0	0	0
Hispanic:	0	0	0	0	0	0	0	0
Total:	0	0	0	0	0	0	0	0



U.S. Department of Housing and Urban Development
 Office of Community Planning and Development
 Integrated Disbursement and Information System
 CDBG Activity Summary Report (GPR) for Program Year 2017
 FORT SMITH

Date: 22-Aug-2018
 Time: 11:19
 Page: 4

Female-headed Households:	0	0	0	0
<i>Income Category:</i>				
Extremely Low	0	0	0	0
Low Mod	0	0	0	0
Moderate	0	0	0	0
Non Low Moderate	0	0	0	0
Total	0	0	0	0
Percent Low/Mod				

Annual Accomplishments		# Benefiting
Years	Accomplishment Narrative	

2016



PGM Year: 2014
Project: 0003 - OLD FORT HOMELESS COALITION - ACQUISITION
IDIS Activity: 2335 - Old Fort Homeless Coalition - Homeless Campus Acquisition
Status: Completed 2/13/2018 3:00:44 PM
Location: 301 S E St Fort Smith, AR 72901-4316
Objective: Provide decent affordable housing
Outcome: Availability/accessibility
Matrix Code: Homeless Facilities (not operating costs) (03C)
National Objective: LMC

Initial Funding Date: 07/14/2015
Description:
 The project will provide CDBG funding to build & operate Safe Haven as part of the Old Fort Homeless larger campus project. These multi-year funds will be used to fund the acquisition of a suitable building that will be rehabilitated using other funding sources for the homeless campus.
Financing

CDBG	Fund Type	Grant Year	Grant	Funded Amount	Drawn In Program Year		Drawn Thru Program Year	
					Total	Hispanic	Total	Hispanic
		Pre-2015		\$603,441.00	\$0.00	\$0.00	\$0.00	\$0.00
	EN	2013	B13MC050003		\$0.00	\$259,488.41		\$259,488.41
		2014	B14MC050003		\$0.00	\$343,952.59		\$343,952.59
Total	Total			\$603,441.00	\$0.00	\$603,441.00		\$603,441.00

Proposed Accomplishments
 Public Facilities : 1

Actual Accomplishments
 Number assisted:

	Owner		Renter		Total		Person	
	Total	Hispanic	Total	Hispanic	Total	Hispanic	Total	Hispanic
White:	0	0	0	0	0	0	510	8
Black/African American:	0	0	0	0	0	0	53	0
Asian:	0	0	0	0	0	0	1	0
American Indian/Alaskan Native:	0	0	0	0	0	0	9	0
Native Hawaiian/Other Pacific Islander:	0	0	0	0	0	0	3	0
American Indian/Alaskan Native & White:	0	0	0	0	0	0	0	0
Asian White:	0	0	0	0	0	0	0	0
Black/African American & White:	0	0	0	0	0	0	0	0
American Indian/Alaskan Native & Black/African American:	0	0	0	0	0	0	0	0
Other multi-racial:	0	0	0	0	0	0	14	0
Asian/Pacific Islander:	0	0	0	0	0	0	0	0
Hispanic:	0	0	0	0	0	0	0	0
Total:	0	0	0	0	0	0	590	8



U.S. Department of Housing and Urban Development
 Office of Community Planning and Development
 Integrated Disbursement and Information System
 CDBG Activity Summary Report (GPR) for Program Year 2017
 FORT SMITH

Date: 22-Aug-2018
 Time: 11:19
 Page: 6

Female-headed Households: 0 0 0

Income Category:

	Owner	Renter	Total	Person
Extremely Low	0	0	0	590
Low Mod	0	0	0	0
Moderate	0	0	0	0
Non Low Moderate	0	0	0	0
Total	0	0	0	590
Percent Low/Mod				100.0%

Annual Accomplishments

Years	Accomplishment Narrative	# Benefiting
-------	--------------------------	--------------

2015 September 10, 2015 sealed bids were opened. 5 bids were received. Low bidder was SSI, Inc. with a bid of \$3,126,768. All bids received exceeded the Old Fort Homeless Coalition \$2.2 million dollar budget.

Since there is a funding gap, OFHC has done value engineering with the contractor to bring our funding gap to \$680,000.00

OFHC expects the date for notice to proceed is January 1, 2016.

The project came in over budget. Value engineering has been completed. Construction is set to begin by September 30, 2016. Construction is expected to last 10-12 months.

U.S. Department of Housing and Urban Development
 Office of Community Planning and Development
 Integrated Disbursement and Information System
 CDBG Activity Summary Report (GPR) for Program Year 2017
 FORT SMITH

Date: 22-Aug-2018
 Time: 11:19
 Page: 7



PGM Year: 2015
Project: 0017 - FSPS Cavanaugh Elementary - Fitness Stations Purchase
IDIS Activity: 2365 - Cavanaugh Elementary - Fitness Stations
Status: Completed 7/10/2017 9:38:43 AM
Location: 1020 School St Fort Smith, AR 72908-8035
Objective: Create suitable living environments
Outcome: Availability/accessibility
Matrix Code: Child Care Centers (03M)
National Objective: LMC

Initial Funding Date: 09/30/2015

Description:

This activity will provide for the purchase of eight fitness stations.
 Installation will be provided by the Fort Smith Public Schools workforce.

Financing

	Fund Type	Grant Year	Grant	Funded Amount	Drawn In Program Year	Drawn Thru Program Year
CDBG	EN	2015	B15MCM050003	\$10,000.00	\$0.00	\$10,000.00
Total				\$10,000.00	\$0.00	\$10,000.00

Proposed Accomplishments

Public Facilities : 274

Actual Accomplishments

Number assisted:

	Owner		Renter		Total		Person	
	Total	Hispanic	Total	Hispanic	Total	Hispanic	Total	Hispanic
White:	0	0	0	0	0	0	253	45
Black/African American:	0	0	0	0	0	0	41	0
Asian:	0	0	0	0	0	0	24	0
American Indian/Alaskan Native:	0	0	0	0	0	0	13	0
Native Hawaiian/Other Pacific Islander:	0	0	0	0	0	0	0	0
American Indian/Alaskan Native & White:	0	0	0	0	0	0	0	0
Asian White:	0	0	0	0	0	0	0	0
Black/African American & White:	0	0	0	0	0	0	0	0
American Indian/Alaskan Native & Black/African American:	0	0	0	0	0	0	0	0
Other multi-racial:	0	0	0	0	0	0	1	0
Asian/Pacific Islander:	0	0	0	0	0	0	0	0
Hispanic:	0	0	0	0	0	0	0	0
Total:	0	0	0	0	0	0	332	45
Female-headed Households:	0		0		0			



U.S. Department of Housing and Urban Development
Office of Community Planning and Development
Integrated Disbursement and Information System
CDBG Activity Summary Report (GPR) for Program Year 2017
FORT SMITH

Date: 22-Aug-2018
Time: 11:19
Page: 8

Income Category:	Owner	Renter	Total	Person
Extremely Low	0	0	0	0
Low Mod	0	0	0	0
Moderate	0	0	0	217
Non Low Moderate	0	0	0	115
Total	0	0	0	332
Percent Low/Mod				65.4%

Annual Accomplishments

Years	Accomplishment Narrative	# Benefiting
2016		



U.S. Department of Housing and Urban Development
 Office of Community Planning and Development
 Integrated Disbursement and Information System
 CDBG Activity Summary Report (GPR) for Program Year 2017
 FORT SMITH

Date: 22-Aug-2018
 Time: 11:19
 Page: 9

PGM Year: 2016
Project: 0020 - Rehabilitation Program Administration
IDIS Activity: 2415 - Housing Rehabilitation Administration - COFS
Status: Completed 10/2/2017 3:09:07 PM
Location: 623 Garrison Ave Room 331 Fort Smith, AR 72901-2508
Objective: Provide decent affordable housing
Outcome: Availability/accessibility
Matrix Code: Rehabilitation Administration (14H) **National Objective:** LMC

Initial Funding Date: 09/16/2016
Description: Support for administrative expenses (direct program costs for the Fort Smith Housing Rehabilitation Program.
Financing

	Fund Type	Grant Year	Grant	Funded Amount	Drawn In Program Year	Drawn Thru Program Year
CDBG	EN	2016	B16MC050003	\$65,544.34	\$5,499.20	\$65,544.34
	PI			\$455.66	\$0.00	\$455.66
Total				\$66,000.00	\$5,499.20	\$66,000.00

Proposed Accomplishments

Actual Accomplishments

Number assisted:

	Owner		Renter		Total	
	Total	Hispanic	Total	Hispanic	Total	Hispanic
White:	0	0	0	0	0	0
Black/African American:	0	0	0	0	0	0
Asian:	0	0	0	0	0	0
American Indian/Alaskan Native:	0	0	0	0	0	0
Native Hawaiian/Other Pacific Islander:	0	0	0	0	0	0
American Indian/Alaskan Native & White:	0	0	0	0	0	0
Asian White:	0	0	0	0	0	0
Black/African American & White:	0	0	0	0	0	0
American Indian/Alaskan Native & Black/African American:	0	0	0	0	0	0
Other multi-racial:	0	0	0	0	0	0
Asian/Pacific Islander:	0	0	0	0	0	0
Hispanic:	0	0	0	0	0	0
Total:	0	0	0	0	0	0
Female-headed Households:	0		0		0	



U.S. Department of Housing and Urban Development
Office of Community Planning and Development
Integrated Disbursement and Information System
CDBG Activity Summary Report (GPR) for Program Year 2017
FORT SMITH


Date: 22-Aug-2018
Time: 11:19
Page: 10

Income Category:

	Owner	Renter	Total	Person
Extremely Low	0	0	0	0
Low Mod	0	0	0	0
Moderate	0	0	0	0
Non Low Moderate	0	0	0	0
Total	0	0	0	0
Percent Low/Mod				

Annual Accomplishments

No data returned for this view. This might be because the applied filter excludes all data.



U.S. Department of Housing and Urban Development
 Office of Community Planning and Development
 Integrated Disbursement and Information System
 CDBG Activity Summary Report (GPR) for Program Year 2017
 FORT SMITH

Date: 22-Aug-2018
 Time: 11:19
 Page: 11

PGM Year: 2016
Project: 0001 - Beautiful Smile
IDIS Activity: 2421 - Community Dental Clinic - Dental Fees PS
Status: Completed 8/18/2017 2:35:34 PM
Location: 3428 Armour St Fort Smith, AR 72904-4352
Objective: Create suitable living environments
Outcome: Availability/accessibility
Matrix Code: Health Services (05M) **National Objective:** LMC

Initial Funding Date: 10/12/2016

Description:
 The clinic provides oral cancer screening, examinations, panoramic x-ray, extractions, cleanings and dentures.
Financing

	Fund Type	Grant Year	Grant	Funded Amount	Drawn In Program Year	Drawn Thru Program Year
CDBG	EN	2016	B16MCO50003	\$16,149.00	\$399.00	\$16,149.00
Total				\$16,149.00	\$399.00	\$16,149.00

Proposed Accomplishments

People (General) : 267

Actual Accomplishments

Number assisted:

	Owner		Renter		Total		Person	
	Total	Hispanic	Total	Hispanic	Total	Hispanic	Total	Hispanic
White:	0	0	0	0	0	0	178	7
Black/African American:	0	0	0	0	0	0	57	0
Asian:	0	0	0	0	0	0	2	0
American Indian/Alaskan Native:	0	0	0	0	0	0	1	0
Native Hawaiian/Other Pacific Islander:	0	0	0	0	0	0	2	0
American Indian/Alaskan Native & White:	0	0	0	0	0	0	0	0
Asian White:	0	0	0	0	0	0	0	0
Black/African American & White:	0	0	0	0	0	0	0	0
American Indian/Alaskan Native & Black/African American:	0	0	0	0	0	0	0	0
Other multi-racial:	0	0	0	0	0	0	2	0
Asian/Pacific Islander:	0	0	0	0	0	0	0	0
Hispanic:	0	0	0	0	0	0	0	0
Total:	0	0	0	0	0	0	242	7

Female-headed Households: 0



U.S. Department of Housing and Urban Development
 Office of Community Planning and Development
 Integrated Disbursement and Information System
 CDBG Activity Summary Report (GPR) for Program Year 2017
 FORT SMITH

Date: 22-Aug-2018
 Time: 11:19
 Page: 12

Income Category:

	Owner	Renter	Total	Person
Extremely Low	0	0	0	220
Low Mod	0	0	0	21
Moderate	0	0	0	1
Non Low Moderate	0	0	0	0
Total	0	0	0	242
Percent Low/Mod				100.0%

Annual Accomplishments

Years	Accomplishment Narrative	# Benefitting
2016		

U.S. Department of Housing and Urban Development
 Office of Community Planning and Development
 Integrated Disbursement and Information System
 CDBG Activity Summary Report (GPR) for Program Year 2017
 FORT SMITH

PGM Year: 2016
Project: 0007 - Children's Emergency Shelter - Fencing
IDIS Activity: 2424 - FS Childrens Emergency Shelter - Fence
Status: Completed 4/17/2018 10:34:06 AM
Location: 1421 Dallas St Fort Smith, AR 72901-6340
Objective: Provide decent affordable housing
Outcome: Availability/accessibility
Matrix Code: Youth Centers (03D)
National Objective: LMC

Initial Funding Date: 10/12/2016

Description:
 Funding to encircle the entire 24-unit Children's Emergency Shelter transitional housing apartment complex.
 These apartments will provide housing for youth aging out of foster care.
 The fence will include a security gate with key code pad to ensure secure access to the property.

Financing

	Fund Type	Grant Year	Grant	Funded Amount	Drawn In Program Year		Drawn Thru Program Year	
					Total	Hispanic	Total	Hispanic
CDBG	EN	2015	B15MC050003	\$56,694.20		\$56,694.20		\$56,694.20
		2016	B16MC050003	\$3,376.00		\$3,376.00		\$3,376.00
		2017	B17MC050003	\$18,800.00		\$18,800.00		\$18,800.00
Total	Total			\$78,870.20		\$78,870.20		\$78,870.20


Proposed Accomplishments

Public Facilities : 1

Actual Accomplishments

Number assisted:

	Owner		Renter		Total		Person	
	Total	Hispanic	Total	Hispanic	Total	Hispanic	Total	Hispanic
White:	0	0	0	0	0	0	30	1
Black/African American:	0	0	0	0	0	0	2	0
Asian:	0	0	0	0	0	0	0	0
American Indian/Alaskan Native:	0	0	0	0	0	0	0	0
Native Hawaiian/Other Pacific Islander:	0	0	0	0	0	0	0	0
American Indian/Alaskan Native & White:	0	0	0	0	0	0	0	0
Asian White:	0	0	0	0	0	0	0	0
Black/African American & White:	0	0	0	0	0	0	0	0
American Indian/Alaskan Native & Black/African American:	0	0	0	0	0	0	0	0
Other multi-racial:	0	0	0	0	0	0	2	0
Asian/Pacific Islander:	0	0	0	0	0	0	0	0
Hispanic:	0	0	0	0	0	0	0	0



U.S. Department of Housing and Urban Development
 Office of Community Planning and Development
 Integrated Disbursement and Information System
 CDBG Activity Summary Report (GPR) for Program Year 2017
 FORT SMITH


Date: 22-Aug-2018
 Time: 11:19
 Page: 14

	Owner	Renter	Total	Person						
Total:										1
Female-headed Households:										
<i>Income Category:</i>										
Extremely Low	0	0	0	34						
Low Mod	0	0	0	0						
Moderate	0	0	0	0						
Non Low Moderate	0	0	0	0						
Total	0	0	0	34						
Percent Low/Mod				100.0%						

Annual Accomplishments		# Benefiting
Years	Accomplishment Narrative	
2017		

U.S. Department of Housing and Urban Development
 Office of Community Planning and Development
 Integrated Disbursement and Information System
 CDBG Activity Summary Report (GPR) for Program Year 2017
 FORT SMITH

Date: 22-Aug-2018
 Time: 11:19
 Page: 15



PGM Year: 2016
Project: 0008 - Children's Emergency Shelter - Roof
IDIS Activity: 2425 - FS Childrens Emergency Shelter ILP - Roof
Status: Completed 4/12/2018 11:21:02 AM
Location: 1421 Dallas St Fort Smith, AR 72901-6340
Objective: Create suitable living environments
Outcome: Availability/accessibility
Matrix Code: Homeless Facilities (not operating costs) (03C)
National Objective: LMC

Initial Funding Date: 10/12/2016

Description:

Funding to replace the roof of two apartment buildings (12 apartments per building) for youth aging out of foster care.

Financing

	Fund Type	Grant Year	Grant	Funded Amount	Drawn In Program Year	Drawn Thru Program Year
CDBG	EN	2016	B16MCO50003	\$20,883.00	\$0.00	\$20,883.00
Total				\$20,883.00	\$0.00	\$20,883.00

Proposed Accomplishments

Public Facilities : 1

Actual Accomplishments

Number assisted:

	Owner		Renter		Total		Person	
	Total	Hispanic	Total	Hispanic	Total	Hispanic	Total	Hispanic
White:	0	0	0	0	0	0	10	2
Black/African American:	0	0	0	0	0	0	2	0
Asian:	0	0	0	0	0	0	0	0
American Indian/Alaskan Native:	0	0	0	0	0	0	0	0
Native Hawaiian/Other Pacific Islander:	0	0	0	0	0	0	0	0
American Indian/Alaskan Native & White:	0	0	0	0	0	0	0	0
Asian White:	0	0	0	0	0	0	0	0
Black/African American & White:	0	0	0	0	0	0	0	0
American Indian/Alaskan Native & Black/African American:	0	0	0	0	0	0	0	0
Other multi-racial:	0	0	0	0	0	0	2	0
Asian/Pacific Islander:	0	0	0	0	0	0	0	0
Hispanic:	0	0	0	0	0	0	0	0
Total:	0	0	0	0	0	0	14	2

Female-headed Households: 0



U.S. Department of Housing and Urban Development
 Office of Community Planning and Development
 Integrated Disbursement and Information System
 CDBG Activity Summary Report (GPR) for Program Year 2017
 FORT SMITH

Date: 22-Aug-2018
 Time: 11:19
 Page: 16

Income Category:

	Owner	Renter	Total	Person
Extremely Low	0	0	0	13
Low Mod	0	0	0	1
Moderate	0	0	0	0
Non Low Moderate	0	0	0	0
Total	0	0	0	14
Percent Low/Mod				100.0%

Annual Accomplishments

Years	Accomplishment Narrative	# Benefiting
2016		



U.S. Department of Housing and Urban Development
 Office of Community Planning and Development
 Integrated Disbursement and Information System
 CDBG Activity Summary Report (GPR) for Program Year 2017
 FORT SMITH

Date: 22-Aug-2018
 Time: 11:19
 Page: 17

PGM Year: 2016
Project: 0014 - Specialized Women's Services Program
IDIS Activity: 2431 - Gateway Recovery - Security Gate
Status: Completed 10/2/2017 3:05:43 PM
Location: 3900 Armour Ave Fort Smith, AR 72904-4317
Objective: Create suitable living environments
Outcome: Availability/accessibility
Matrix Code: Health Facilities (03P) **National Objective:** LMC

Initial Funding Date: 10/13/2016

Description:

Funding to support the installation of a security gate with keypad and camera at the Gateway Recovery Center.

Financing

	Fund Type	Grant Year	Grant	Funded Amount	Drawn In Program Year	Drawn Thru Program Year
CDBG	EN	2016	B16MC050003	\$18,000.00	\$17,746.00	\$18,000.00
Total				\$18,000.00	\$17,746.00	\$18,000.00

Proposed Accomplishments


Public Facilities : 1

Actual Accomplishments

Number assisted:

	Owner		Renter		Total		Person	
	Total	Hispanic	Total	Hispanic	Total	Hispanic	Total	Hispanic
White:	0	0	0	0	0	0	90	10
Black/African American:	0	0	0	0	0	0	4	0
Asian:	0	0	0	0	0	0	0	0
American Indian/Alaskan Native:	0	0	0	0	0	0	20	0
Native Hawaiian/Other Pacific Islander:	0	0	0	0	0	0	0	0
American Indian/Alaskan Native & White:	0	0	0	0	0	0	10	0
Asian White:	0	0	0	0	0	0	0	0
Black/African American & White:	0	0	0	0	0	0	6	0
American Indian/Alaskan Native & Black/African American:	0	0	0	0	0	0	0	0
Other multi-racial:	0	0	0	0	0	0	0	0
Asian/Pacific Islander:	0	0	0	0	0	0	0	0
Hispanic:	0	0	0	0	0	0	0	0
Total:	0	0	0	0	0	0	130	10

Female-headed Households: 0



U.S. Department of Housing and Urban Development
 Office of Community Planning and Development
 Integrated Disbursement and Information System
 CDBG Activity Summary Report (GPR) for Program Year 2017
 FORT SMITH

Date: 22-Aug-2018
 Time: 11:19
 Page: 18

Income Category:

	Owner	Renter	Total	Person
Extremely Low	0	0	0	10
Low Mod	0	0	0	30
Moderate	0	0	0	90
Non Low Moderate	0	0	0	0
Total	0	0	0	130
Percent Low/Mod				100.0%

Annual Accomplishments

Years	Accomplishment Narrative	# Benefitting
2017		



U.S. Department of Housing and Urban Development
 Office of Community Planning and Development
 Integrated Disbursement and Information System
 CDBG Activity Summary Report (GPR) for Program Year 2017
 FORT SMITH

Date: 22-Aug-2018
 Time: 11:19
 Page: 19

PGM Year: 2016
Project: 0017 - RSVP Community Outreach Tax Assistance
IDIS Activity: 2434 - WestArk RSVP - Tax Prep. PS

Status: Completed 7/10/2017 9:42:31 AM
Location: 401 N 13th St Fort Smith, AR 72901-2814

Objective: Create suitable living environments
Outcome: Availability/accessibility
Matrix Code: Senior Services (05A)

National Objective: LMC

Initial Funding Date: 10/13/2016

Description:
 Funding in support of the Community Outreach Tax Assistance Program by WestArk RSVP a division of the Western Arkansas Counseling and Guidance Center.
Financing

	Fund Type	Grant Year	Grant	Funded Amount	Drawn In Program Year	Drawn Thru Program Year
CDBG	EN	2016	B16MC050003	\$7,502.00	\$0.00	\$7,502.00
Total				\$7,502.00	\$0.00	\$7,502.00

Proposed Accomplishments


People (General) : 100

Actual Accomplishments

Number assisted:

	Owner		Renter		Total		Person	
	Total	Hispanic	Total	Hispanic	Total	Hispanic	Total	Hispanic
White:	0	0	0	0	0	0	134	17
Black/African American:	0	0	0	0	0	0	35	0
Asian:	0	0	0	0	0	0	6	0
American Indian/Alaskan Native:	0	0	0	0	0	0	2	0
Native Hawaiian/Other Pacific Islander:	0	0	0	0	0	0	2	0
American Indian/Alaskan Native & White:	0	0	0	0	0	0	0	0
Asian White:	0	0	0	0	0	0	0	0
Black/African American & White:	0	0	0	0	0	0	0	0
American Indian/Alaskan Native & Black/African American:	0	0	0	0	0	0	0	0
Other multi-racial:	0	0	0	0	0	0	0	0
Asian/Pacific Islander:	0	0	0	0	0	0	0	0
Hispanic:	0	0	0	0	0	0	0	0
Total:	0	0	0	0	0	0	179	17

Female-headed Households: 0



U.S. Department of Housing and Urban Development
 Office of Community Planning and Development
 Integrated Disbursement and Information System
 CDBG Activity Summary Report (GPR) for Program Year 2017
 FORT SMITH

Date: 22-Aug-2018
 Time: 11:19
 Page: 20

Income Category:

	Owner	Renter	Total	Person
Extremely Low	0	0	0	179
Low Mod	0	0	0	0
Moderate	0	0	0	0
Non Low Moderate	0	0	0	0
Total	0	0	0	179
Percent Low/Mod				100.0%

Annual Accomplishments

Years	Accomplishment Narrative	# Benefitting
2016		



U.S. Department of Housing and Urban Development
 Office of Community Planning and Development
 Integrated Disbursement and Information System
 CDBG Activity Summary Report (GPR) for Program Year 2017
 FORT SMITH

Date: 22-Aug-2018
 Time: 11:19
 Page: 21

PGM Year: 2016
Project: 0018 - Fort Smith Housing Assistance Program
IDIS Activity: 2438 - Fort Smith Housing Rehabilitation Assistance - PY 2016
Status: Completed 1/16/2018 5:02:05 PM
Location: 2100 N 29th St Fort Smith, AR 72904-6116
Objective: Provide decent affordable housing
Outcome: Affordability
Matrix Code: Rehab; Single-Unit Residential (14A) **National Objective:** LMH

Initial Funding Date: 01/23/2017

Description: Rehabilitation Assistance for owner-occupied single family homes by income eligible homeowners.
Financing


	Fund Type	Grant Year	Grant	Funded Amount	Drawn In Program Year		Drawn Thru Program Year
					2015	2016	
CDBG	EN	2015	B15MC050003	\$4,944.72	\$0.00	\$4,944.72	
		2016	B16MC050003	\$201,251.84	\$98,211.98	\$201,251.84	
Total	Total			\$334,535.56	\$27,222.75	\$334,535.56	

Proposed Accomplishments
 Housing Units : 50

Actual Accomplishments

Number assisted:

	Owner		Renter		Total	
	Total	Hispanic	Total	Hispanic	Total	Hispanic
White:	10	3	0	0	10	3
Black/African American:	17	0	0	0	17	0
Asian:	0	0	0	0	0	0
American Indian/Alaskan Native:	0	0	0	0	0	0
Native Hawaiian/Other Pacific Islander:	0	0	0	0	0	0
American Indian/Alaskan Native & White:	0	0	0	0	0	0
Asian White:	0	0	0	0	0	0
Black/African American & White:	0	0	0	0	0	0
American Indian/Alaskan Native & Black/African American:	0	0	0	0	0	0
Other multi-racial:	0	0	0	0	0	0
Asian/Pacific Islander:	0	0	0	0	0	0
Hispanic:	0	0	0	0	0	0
Total:	27	3	0	0	27	3



U.S. Department of Housing and Urban Development
 Office of Community Planning and Development
 Integrated Disbursement and Information System
 CDBG Activity Summary Report (GPR) for Program Year 2017
 FORT SMITH

Date: 22-Aug-2018
 Time: 11:19
 Page: 22


Female-headed Households: 0 0 0 0

Income Category:	Owner	Renter	Total	Person
Extremely Low	8	0	8	0
Low Mod	8	0	8	0
Moderate	11	0	11	0
Non Low Moderate	0	0	0	0
Total	27	0	27	0
Percent Low/Mod	100.0%		100.0%	

Annual Accomplishments

Years	Accomplishment Narrative	# Benefiting
-------	--------------------------	--------------

2016



U.S. Department of Housing and Urban Development
 Office of Community Planning and Development
 Integrated Disbursement and Information System
 CDBG Activity Summary Report (GPR) for Program Year 2017
 FORT SMITH

Date: 22-Aug-2018
 Time: 11:19
 Page: 23

PGM Year: 2016
Project: 0019 - Administration
IDIS Activity: 2439 - Fort Smith CDBG Administration - PY 2016
Status: Completed 4/25/2018 12:49:02 PM
Location: Objective: National Objective:
 Outcome: Matrix Code: General Program Administration (21A)

Initial Funding Date: 01/24/2017

Description:

The administration of the projects and activities for the CDBG Program in PY 2016.

Financing


	Fund Type	Grant Year	Grant	Funded Amount	Drawn In Program Year	Drawn Thru Program Year
CDBG	EN	2016	B16MC050003	\$153,575.00	\$98,903.29	\$153,575.00
	PI			\$20,103.34	\$10,780.00	\$20,103.34
Total	Total			\$173,678.34	\$109,683.29	\$173,678.34

Proposed Accomplishments

Actual Accomplishments

Number assisted:

	Owner		Renter		Total		Person	
	Total	Hispanic	Total	Hispanic	Total	Hispanic	Total	Hispanic
White:	0	0	0	0	0	0	0	0
Black/African American:	0	0	0	0	0	0	0	0
Asian:	0	0	0	0	0	0	0	0
American Indian/Alaskan Native:	0	0	0	0	0	0	0	0
Native Hawaiian/Other Pacific Islander:	0	0	0	0	0	0	0	0
American Indian/Alaskan Native & White:	0	0	0	0	0	0	0	0
Asian White:	0	0	0	0	0	0	0	0
Black/African American & White:	0	0	0	0	0	0	0	0
American Indian/Alaskan Native & Black/African American:	0	0	0	0	0	0	0	0
Other multi-racial:	0	0	0	0	0	0	0	0
Asian/Pacific Islander:	0	0	0	0	0	0	0	0
Hispanic:	0	0	0	0	0	0	0	0
Total:	0	0	0	0	0	0	0	0
Female-headed Households:	0							



U.S. Department of Housing and Urban Development
Office of Community Planning and Development
Integrated Disbursement and Information System
CDBG Activity Summary Report (GPR) for Program Year 2017
FORT SMITH

Date: 22-Aug-2018
Time: 11:19
Page: 24

Income Category:

	Owner	Renter	Total	Person
Extremely Low			0	
Low Mod			0	
Moderate			0	
Non Low Moderate			0	
Total	0	0	0	0
Percent Low/Mod				

Annual Accomplishments

No data returned for this view. This might be because the applied filter excludes all data.



PGM Year: 2016
Project: 0003 - Land Acquisition for New Construction
IDIS Activity: 2441 - CSCDC - Acq/NCO - 3709 Barry Ave

Status: Completed 2/27/2018 1:28:16 PM
Location: 3709 Barry Ave Fort Smith, AR 72903-1725

Objective: Provide decent affordable housing
Outcome: Affordability
Matrix Code: Construction of Housing (12)
National Objective: LMH

Initial Funding Date: 02/21/2017

Description:

The acquisition of a lot only for affordable housing with CDBG funds.
 The construction will be with HOME funds by a CHDO.
 Note that there is not really a good matrix code to use so although the new construction will not occur with CDBG funds, neither is the CHDO a CBDO but was the closet selection besides 14G.
 MJ

Financing


	Fund Type	Grant Year	Grant	Funded Amount	Drawn In Program Year	Drawn Thru Program Year
CDBG	EN	2016	B16MC050003	\$15,416.20	\$0.00	\$15,416.20
Total				\$15,416.20	\$0.00	\$15,416.20

Proposed Accomplishments

Actual Accomplishments

Number assisted:

	Owner		Renter		Total		Person	
	Total	Hispanic	Total	Hispanic	Total	Hispanic	Total	Hispanic
White:	0	0	0	0	0	0	0	0
Black/African American:	0	0	0	0	0	0	0	0
Asian:	0	0	0	0	0	0	0	0
American Indian/Alaskan Native:	0	0	0	0	0	0	0	0
Native Hawaiian/Other Pacific Islander:	0	0	0	0	0	0	0	0
American Indian/Alaskan Native & White:	0	0	0	0	0	0	0	0
Asian White:	0	0	0	0	0	0	0	0
Black/African American & White:	0	0	0	0	0	0	0	0
American Indian/Alaskan Native & Black/African American:	0	0	0	0	0	0	0	0
Other multi-racial:	0	0	0	0	0	0	0	0
Asian/Pacific Islander:	0	0	0	0	0	0	0	0
Hispanic:	0	0	0	0	0	0	0	0
Total:	0	0	0	0	0	0	0	0



U.S. Department of Housing and Urban Development
 Office of Community Planning and Development
 Integrated Disbursement and Information System
 CDBG Activity Summary Report (GPR) for Program Year 2017
 FORT SMITH

Date: 22-Aug-2018
 Time: 11:19
 Page: 26

Female-headed Households: 0 0 0 0

Income Category:

	Owner	Renter	Total	Person
Extremely Low	0	0	0	0
Low Mod	0	0	0	0
Moderate	0	0	0	0
Non Low Moderate	0	0	0	0
Total	0	0	0	0
Percent Low/Mod				

Annual Accomplishments

Years	Accomplishment Narrative	# Benefiting
2016		



U.S. Department of Housing and Urban Development
 Office of Community Planning and Development
 Integrated Disbursement and Information System
 CDBG Activity Summary Report (GPR) for Program Year 2017
 FORT SMITH

Date: 22-Aug-2018
 Time: 11:19
 Page: 27

PGM Year: 2016

Project: 0021 - Fair Housing Outreach and Education

IDIS Activity: 2450 - FS Fair Housing & Outreach

Status: Canceled 12/29/2017 11:12:57 AM

Location: 623 Garrison Ave Room 331 Fort Smith, AR 72901-2508

Objective: Create suitable living environments
Outcome: Availability/accessibility

National Objective: LMC

Initial Funding Date: 05/05/2017

Description:

This activity is to assist in affirmatively furthering fair housing. Which includes transit bus advertisements and billboards.

Financing

No data returned for this view. This might be because the applied filter excludes all data.

Proposed Accomplishments

People (General) : 1

Actual Accomplishments

Number assisted:

	Owner		Renter		Total		Person	
	Total	Hispanic	Total	Hispanic	Total	Hispanic	Total	Hispanic
White:	0	0	0	0	0	0	0	0
Black/African American:	0	0	0	0	0	0	0	0
Asian:	0	0	0	0	0	0	0	0
American Indian/Alaskan Native:	0	0	0	0	0	0	0	0
Native Hawaiian/Other Pacific Islander:	0	0	0	0	0	0	0	0
American Indian/Alaskan Native & White:	0	0	0	0	0	0	0	0
Asian White:	0	0	0	0	0	0	0	0
Black/African American & White:	0	0	0	0	0	0	0	0
American Indian/Alaskan Native & Black/African American:	0	0	0	0	0	0	0	0
Other multi-racial:	0	0	0	0	0	0	0	0
Asian/Pacific Islander:	0	0	0	0	0	0	0	0



U.S. Department of Housing and Urban Development
Office of Community Planning and Development
Integrated Disbursement and Information System
CDBG Activity Summary Report (GPR) for Program Year 2017
FORT SMITH

Date: 22-Aug-2018
Time: 11:19
Page: 28

Hispanic: 0 0 0 0 0 0 0 0
Total: 0 0 0 0 0 0 0 0


Female-headed Households: 0 0 0 0 0 0 0 0

Income Category:

	Owner	Renter	Total	Person
Extremely Low	0	0	0	0
Low Mod	0	0	0	0
Moderate	0	0	0	0
Non Low Moderate	0	0	0	0
Total	0	0	0	0
Percent Low/Mod				

Annual Accomplishments

No data returned for this view. This might be because the applied filter excludes all data.



U.S. Department of Housing and Urban Development
 Office of Community Planning and Development
 Integrated Disbursement and Information System
 CDBG Activity Summary Report (GPR) for Program Year 2017
 FORT SMITH

Date: 22-Aug-2018
 Time: 11:19
 Page: 29

PGM Year: 2016
Project: 0003 - Land Acquisition for New Construction
IDIS Activity: 2453 - CSCDC - Acq/NCO - 2113 N 14th St.
Status: Completed 5/1/2018 12:02:55 PM
Location: 2113 N 14th St Fort Smith, AR 72904-6109
Objective: Provide decent affordable housing
Outcome: Affordability
Matrix Code: Construction of Housing (12) **National Objective:** LMH

Initial Funding Date: 05/30/2017

Description:
 Purchase of an affordable housing lot with CDBG funds and the HOME program used for the construction of the single family home that will be sold to a homebuyer.
Financing

	Fund Type	Grant Year	Grant	Funded Amount	Drawn In Program Year	Drawn Thru Program Year
CDBG	EN	2016	B16MC050003	\$9,676.80	\$0.00	\$9,676.80
Total				\$9,676.80	\$0.00	\$9,676.80

Proposed Accomplishments

Actual Accomplishments

Number assisted:

	Owner		Renter		Total		Person	
	Total	Hispanic	Total	Hispanic	Total	Hispanic	Total	Hispanic
White:	0	0	0	0	0	0	0	0
Black/African American:	0	0	0	0	0	0	0	0
Asian:	0	0	0	0	0	0	0	0
American Indian/Alaskan Native:	0	0	0	0	0	0	0	0
Native Hawaiian/Other Pacific Islander:	0	0	0	0	0	0	0	0
American Indian/Alaskan Native & White:	0	0	0	0	0	0	0	0
Asian White:	0	0	0	0	0	0	0	0
Black/African American & White:	0	0	0	0	0	0	0	0
American Indian/Alaskan Native & Black/African American:	0	0	0	0	0	0	0	0
Other multi-racial:	0	0	0	0	0	0	0	0
Asian/Pacific Islander:	0	0	0	0	0	0	0	0
Hispanic:	0	0	0	0	0	0	0	0
Total:	0	0	0	0	0	0	0	0
Female-headed Households:	0		0		0		0	

Income Category:

Owner **Renter** **Total** **Person**




U.S. Department of Housing and Urban Development
Office of Community Planning and Development
Integrated Disbursement and Information System
CDBG Activity Summary Report (GPR) for Program Year 2017
FORT SMITH

Date: 22-Aug-2018
Time: 11:19
Page: 30

Extremely Low	0	0	0	0
Low Mod	0	0	0	0
Moderate	0	0	0	0
Non Low Moderate	0	0	0	0
Total	0	0	0	0
Percent Low/Mod				

Annual Accomplishments		# Benefiting
Years	Accomplishment Narrative	
2016		



PGM Year: 2016
Project: 0003 - Land Acquisition for New Construction
IDIS Activity: 2455 - CSCDC - Acq/NCO - 7808 S 24th St.
Status: Completed 2/27/2018 1:26:24 PM
Location: 7808 S 24th St Fort Smith, AR 72908-7868
Objective: Provide decent affordable housing
Outcome: Affordability
Matrix Code: Construction of Housing (12) **National Objective:** LMH

Initial Funding Date: 07/20/2017

Description:

The acquisition of a lot only for affordable housing with CDBG funds.
 The construction will be with HOME funds by a CHDO.
 Note that there is not really a good matrix code to use so although the new construction will not occur with CDBG funds, neither is the CHDO a CBDO but was the closet selection besides 14G.
 MJ

Financing

	Fund Type	Grant Year	Grant	Funded Amount	Drawn In Program Year	Drawn Thru Program Year
CDBG	EN	2016	B16MC050003	\$15,831.04	\$15,831.04	\$15,831.04
Total				\$15,831.04	\$15,831.04	\$15,831.04

Proposed Accomplishments

Actual Accomplishments

Number assisted:

	Owner		Renter		Total		Person	
	Total	Hispanic	Total	Hispanic	Total	Hispanic	Total	Hispanic
White:	0	0	0	0	0	0	0	0
Black/African American:	0	0	0	0	0	0	0	0
Asian:	0	0	0	0	0	0	0	0
American Indian/Alaskan Native:	0	0	0	0	0	0	0	0
Native Hawaiian/Other Pacific Islander:	0	0	0	0	0	0	0	0
American Indian/Alaskan Native & White:	0	0	0	0	0	0	0	0
Asian White:	0	0	0	0	0	0	0	0
Black/African American & White:	0	0	0	0	0	0	0	0
American Indian/Alaskan Native & Black/African American:	0	0	0	0	0	0	0	0
Other multi-racial:	0	0	0	0	0	0	0	0
Asian/Pacific Islander:	0	0	0	0	0	0	0	0
Hispanic:	0	0	0	0	0	0	0	0
Total:	0	0	0	0	0	0	0	0



U.S. Department of Housing and Urban Development
Office of Community Planning and Development
Integrated Disbursement and Information System
CDBG Activity Summary Report (GPR) for Program Year 2017
FORT SMITH

Date: 22-Aug-2018
Time: 11:19
Page: 32


Female-headed Households: 0 0 0

Income Category:

	Owner	Renter	Total	Person
Extremely Low	0	0	0	0
Low Mod	0	0	0	0
Moderate	0	0	0	0
Non Low Moderate	0	0	0	0
Total	0	0	0	0
Percent Low/Mod				

Annual Accomplishments

No data returned for this view. This might be because the applied filter excludes all data.



PGM Year: 2017
Project: 0012 - Next Step Homeless Services - Transitional SF Housing
IDIS Activity: 2471 - NSHS - Transitional Homeless SF Housing - 2109 Wirsing Ave
Status: Completed 8/1/2018 5:13:44 PM
Location: 2109 Wirsing Ave Fort Smith, AR 72904-4761
Objective: Create suitable living environments
Outcome: Availability/accessibility
Matrix Code: Homeless Facilities (not operating costs) (03C)
National Objective: LMC

Initial Funding Date: 10/31/2017

Description:

This project will provide for the new construction of two transitional single family homes to be temporarily occupied by homeless families.
Financing

Fund Type	Grant Year	Grant	Funded Amount	Drawn In Program Year	Drawn Thru Program Year
CDBG EN	2016	B16MC050003	\$86,297.99	\$86,297.99	\$86,297.99
	2017	B17MC050003	\$4,865.92	\$4,865.92	\$4,865.92
Total			\$91,163.91	\$91,163.91	\$91,163.91

Proposed Accomplishments

Public Facilities : 1

Actual Accomplishments

Number assisted:

	Owner		Renter		Total		Person	
	Total	Hispanic	Total	Hispanic	Total	Hispanic	Total	Hispanic
White:	0	0	0	0	0	0	3	0
Black/African American:	0	0	0	0	0	0	0	0
Asian:	0	0	0	0	0	0	0	0
American Indian/Alaskan Native:	0	0	0	0	0	0	0	0
Native Hawaiian/Other Pacific Islander:	0	0	0	0	0	0	0	0
American Indian/Alaskan Native & White:	0	0	0	0	0	0	0	0
Asian White:	0	0	0	0	0	0	0	0
Black/African American & White:	0	0	0	0	0	0	0	0
American Indian/Alaskan Native & Black/African American:	0	0	0	0	0	0	0	0
Other multi-racial:	0	0	0	0	0	0	0	0
Asian/Pacific Islander:	0	0	0	0	0	0	0	0
Hispanic:	0	0	0	0	0	0	0	0
Total:	0	0	0	0	0	0	3	0

Female-headed Households: 0



U.S. Department of Housing and Urban Development
Office of Community Planning and Development
Integrated Disbursement and Information System
CDBG Activity Summary Report (GPR) for Program Year 2017
FORT SMITH

Date: 22-Aug-2018
Time: 11:19
Page: 34


Income Category:

	Owner	Renter	Total	Person
Extremely Low	0	0	0	3
Low Mod	0	0	0	0
Moderate	0	0	0	0
Non Low/Moderate	0	0	0	0
Total	0	0	0	3
Percent Low/Mod				100.0%

Annual Accomplishments

Years	Accomplishment Narrative	# Benefiting
-------	--------------------------	--------------

2017



U.S. Department of Housing and Urban Development
 Office of Community Planning and Development
 Integrated Disbursement and Information System
 CDBG Activity Summary Report (GPR) for Program Year 2017
 FORT SMITH

Date: 22-Aug-2018
 Time: 11:19
 Page: 35

PGM Year: 2017
Project: 0018 - Fort Smith Housing Rehabilitation Administration
IDIS Activity: 2472 - FS Housing Rehabilitation Administration PY 2017
Status: Open
Location: 623 Garrison Ave Room 331 Fort Smith, AR 72901-2508
Objective: Provide decent affordable housing
Outcome: Sustainability
Matrix Code: Rehabilitation Administration (14H) **National Objective:** LMH

Initial Funding Date: 10/31/2017

Description:
 Administration for the CoFS Housing Assistance Program for City Staff that perform services for the activity.
Financing

	Fund Type	Grant Year	Grant	Funded Amount	Drawn In Program Year	Drawn Thru Program Year
CDBG	EN	2017	B17MC050003	\$65,296.00	\$49,300.04	\$49,300.04
Total				\$65,296.00	\$49,300.04	\$49,300.04

Proposed Accomplishments

Actual Accomplishments

Number assisted:

	Owner		Renter		Total		Person	
	Total	Hispanic	Total	Hispanic	Total	Hispanic	Total	Hispanic
White:	0	0	0	0	0	0	0	0
Black/African American:	0	0	0	0	0	0	0	0
Asian:	0	0	0	0	0	0	0	0
American Indian/Alaskan Native:	0	0	0	0	0	0	0	0
Native Hawaiian/Other Pacific Islander:	0	0	0	0	0	0	0	0
American Indian/Alaskan Native & White:	0	0	0	0	0	0	0	0
Asian White:	0	0	0	0	0	0	0	0
Black/African American & White:	0	0	0	0	0	0	0	0
American Indian/Alaskan Native & Black/African American:	0	0	0	0	0	0	0	0
Other multi-racial:	0	0	0	0	0	0	0	0
Asian/Pacific Islander:	0	0	0	0	0	0	0	0
Hispanic:	0	0	0	0	0	0	0	0
Total:	0	0	0	0	0	0	0	0
Female-headed Households:	0		0		0		0	

Income Category:

	Owner	Renter	Total	Person



U.S. Department of Housing and Urban Development
Office of Community Planning and Development
Integrated Disbursement and Information System
CDBG Activity Summary Report (GPR) for Program Year 2017
FORT SMITH


Date: 22-Aug-2018
Time: 11:19
Page: 36

Extremely Low	0	0	0	0
Low Mod	0	0	0	0
Moderate	0	0	0	0
Non Low Moderate	0	0	0	0
Total	0	0	0	0
Percent Low/Mod				

Annual Accomplishments

Years	Accomplishment Narrative	# Benefiting
-------	--------------------------	--------------

2017



U.S. Department of Housing and Urban Development
 Office of Community Planning and Development
 Integrated Disbursement and Information System
 CDBG Activity Summary Report (GPR) for Program Year 2017
 FORT SMITH

Date: 22-Aug-2018
 Time: 11:19
 Page: 37

PGM Year: 2017
Project: 0008 - Girls, Inc. - Participation Assistance
IDIS Activity: 2473 - Girls, Inc. - Participation Assistance- Public Service
Status: Completed 6/27/2018 4:29:25 PM
Location: 1415 Old Greenwood Rd Fort Smith, AR 72901-4251
Objective: Create suitable living environments
Outcome: Availability/accessibility
Matrix Code: Youth Services (05D)
National Objective: LMC

Initial Funding Date: 11/13/2017

Description:
 Fees for LMI participation to include membership, summer, camp fees and after school transportation.
Financing

	Fund Type	Grant Year	Grant	Funded Amount	Drawn In Program Year	Drawn Thru Program Year
CDBG	EN	2017	B17MC050003	\$4,725.00	\$4,725.00	\$4,725.00
Total				\$4,725.00	\$4,725.00	\$4,725.00


Proposed Accomplishments

People (General) : 50

Actual Accomplishments

Number assisted:

	Owner		Renter		Total		Person	
	Total	Hispanic	Total	Hispanic	Total	Hispanic	Total	Hispanic
White:	0	0	0	0	0	0	10	3
Black/African American:	0	0	0	0	0	0	15	0
Asiani:	0	0	0	0	0	0	0	0
American Indian/Alaskan Native:	0	0	0	0	0	0	0	0
Native Hawaiian/Other Pacific Islander:	0	0	0	0	0	0	0	0
American Indian/Alaskan Native & White:	0	0	0	0	0	0	0	0
Asian White:	0	0	0	0	0	0	1	0
Black/African American & White:	0	0	0	0	0	0	7	0
American Indian/Alaskan Native & Black/African American:	0	0	0	0	0	0	0	0
Other multi-racial:	0	0	0	0	0	0	2	0
Asian/Pacific Islander:	0	0	0	0	0	0	0	0
Hispanic:	0	0	0	0	0	0	0	0
Total:	0	0	0	0	0	0	35	3
Female-headed Households:	0		0		0			



U.S. Department of Housing and Urban Development
Office of Community Planning and Development
Integrated Disbursement and Information System
CDBG Activity Summary Report (GPR) for Program Year 2017
FORT SMITH

Date: 22-Aug-2018
Time: 11:19
Page: 38


Income Category:

	Owner	Renter	Total	Person
Extremely Low	0	0	0	23
Low/Mod	0	0	0	3
Moderate	0	0	0	9
Non Low/Moderate	0	0	0	0
Total	0	0	0	35
Percent Low/Mod				100.0%

Annual Accomplishments

Years	Accomplishment Narrative	# Benefiting
-------	--------------------------	--------------

2017



U.S. Department of Housing and Urban Development
 Office of Community Planning and Development
 Integrated Disbursement and Information System
 CDBG Activity Summary Report (GPR) for Program Year 2017
 FORT SMITH

Date: 22-Aug-2018
 Time: 11:19
 Page: 39

PGM Year: 2017
Project: 0013 - Next Step Homeless Services - Case Management
IDIS Activity: 2479 - NSHS - Case Management - Public Service
Status: Completed 3/8/2018 5:02:08 PM
Location: 123 N 6th St Fort Smith, AR 72901-2103
Objective: Provide decent affordable housing
Outcome: Affordability
Matrix Code: Other Public Services Not Listed in
 05A-05Y, 03T (05Z) **National Objective:** LMC

Initial Funding Date: 11/28/2017

Description:

This activity provides for comprehensive case management for homeless individuals or families to move them towards self-sufficiency.
Financing

	Fund Type	Grant Year	Grant	Funded Amount	Drawn In Program Year	Drawn Thru Program Year
CDBG	EN	2017	B17MC050003	\$17,808.00	\$17,808.00	\$17,808.00
Total	Total			\$17,808.00	\$17,808.00	\$17,808.00


Proposed Accomplishments

People (General) : 1,440

Actual Accomplishments

Number assisted:

	Owner		Renter		Total		Person	
	Total	Hispanic	Total	Hispanic	Total	Hispanic	Total	Hispanic
White:	0	0	0	0	0	0	459	30
Black/African American:	0	0	0	0	0	0	87	6
Asian:	0	0	0	0	0	0	5	0
American Indian/Alaskan Native:	0	0	0	0	0	0	17	0
Native Hawaiian/Other Pacific Islander:	0	0	0	0	0	0	1	0
American Indian/Alaskan Native & White:	0	0	0	0	0	0	1	0
Asian White:	0	0	0	0	0	0	0	0
Black/African American & White:	0	0	0	0	0	0	0	0
American Indian/Alaskan Native & Black/African American:	0	0	0	0	0	0	0	0
Other multi-racial:	0	0	0	0	0	0	3	3
Asian/Pacific Islander:	0	0	0	0	0	0	0	0
Hispanic:	0	0	0	0	0	0	0	0
Total:	0	0	0	0	0	0	573	39
Female-headed Households:	0	0	0	0	0	0	0	0



U.S. Department of Housing and Urban Development
Office of Community Planning and Development
Integrated Disbursement and Information System
CDBG Activity Summary Report (GPR) for Program Year 2017
FORT SMITH


Date: 22-Aug-2018
Time: 11:19
Page: 40

Income Category:

	Owner	Renter	Total	Person
Extremely Low	0	0	0	573
Low Mod	0	0	0	0
Moderate	0	0	0	0
Non Low Moderate	0	0	0	0
Total	0	0	0	573
Percent Low/Mod				100.0%

Annual Accomplishments

Years	Accomplishment Narrative	# Benefitting
-------	--------------------------	---------------



U.S. Department of Housing and Urban Development
 Office of Community Planning and Development
 Integrated Disbursement and Information System
 CDBG Activity Summary Report (GPR) for Program Year 2017
 FORT SMITH

Date: 22-Aug-2018
 Time: 11:19
 Page: 41

PGM Year: 2017
Project: 0004 - Crisis Intervention Center - Case Management
IDIS Activity: 2480 - Crisis Intervention Center - Case Management - PS
Status: Completed 3/8/2018 5:00:03 PM
Location: 5603 S 14th St Fort Smith, AR 72901-8483
Objective: Create suitable living environments
Outcome: Availability/accessibility
Matrix Code: Battered and Abused Spouses (05G) **National Objective:** LMC

Initial Funding Date: 12/12/2017

Description:
 The activity will provide comprehensive case management to the homeless victims of domestic violence.
 Other funds for this service will be provided by a Victims of Crime Acts (VOCA) grant.

Financing

	Fund Type	Grant Year	Grant	Funded Amount	Drawn In Program Year	Drawn Thru Program Year
CDBG	EN	2017	B17MC050003	\$19,786.00	\$19,786.00	\$19,786.00
Total				\$19,786.00	\$19,786.00	\$19,786.00

Proposed Accomplishments


People (General) : 125

Actual Accomplishments

Number assisted:

	Owner		Renter		Total		Person	
	Total	Hispanic	Total	Hispanic	Total	Hispanic	Total	Hispanic
White:	0	0	0	0	0	0	55	5
Black/African American:	0	0	0	0	0	0	10	0
Asian:	0	0	0	0	0	0	2	0
American Indian/Alaskan Native:	0	0	0	0	0	0	2	0
Native Hawaiian/Other Pacific Islander:	0	0	0	0	0	0	0	0
American Indian/Alaskan Native & White:	0	0	0	0	0	0	1	0
Asian White:	0	0	0	0	0	0	0	0
Black/African American & White:	0	0	0	0	0	0	2	0
American Indian/Alaskan Native & Black/African American:	0	0	0	0	0	0	0	0
Other multi-racial:	0	0	0	0	0	0	6	2
Asian/Pacific Islander:	0	0	0	0	0	0	0	0
Hispanic:	0	0	0	0	0	0	0	0
Total:	0	0	0	0	0	0	78	7

Female-headed Households: 0



U.S. Department of Housing and Urban Development
Office of Community Planning and Development
Integrated Disbursement and Information System
CDBG Activity Summary Report (GPR) for Program Year 2017
FORT SMITH

Date: 22-Aug-2018
Time: 11:19
Page: 42


Income Category:

	Owner	Renter	Total	Person
Extremely Low	0	0	0	78
Low Mod	0	0	0	0
Moderate	0	0	0	0
Non Low Moderate	0	0	0	0
Total	0	0	0	78
Percent Low/Mod				100.0%

Annual Accomplishments

Years	Accomplishment Narrative	# Benefitting
--------------	---------------------------------	----------------------

2017



U.S. Department of Housing and Urban Development
 Office of Community Planning and Development
 Integrated Disbursement and Information System
 CDBG Activity Summary Report (GPR) for Program Year 2017
 FORT SMITH

Date: 22-Aug-2018
 Time: 11:19
 Page: 43

PGM Year: 2017
Project: 0017 - Fort Smith Housing Assistance Program
IDIS Activity: 2482 - Fort Smith Housing Assistance Program - PY 2017
Status: Open
Location: 1023 S 24th St Fort Smith, AR 72901-4154
Objective: Provide decent affordable housing
Outcome: Affordability
Matrix Code: Rehab, Single-Unit Residential (14A) **National Objective:** LMH

Initial Funding Date: 12/21/2017

Description:
 The rehabilitation of existing single family homes that are owner-occupied by income qualified beneficiaries.
Financing

	Fund Type	Grant Year	Grant	Funded Amount	Drawn In Program Year		Drawn Thru Program Year	
					Total	Hispanic	Total	Hispanic
CDBG	EN	Pre-2015		\$30,000.00	\$0.00	\$0.00	\$0.00	\$0.00
		2014	B14MC050003		\$29,736.60		\$29,736.60	
		2015	B15MC050003	\$1,122.80	\$1,122.80		\$1,122.80	
		2016	B16MC050003	\$67,042.56	\$67,042.56		\$67,042.56	
		2017	B17MC050003	\$229,326.00	\$229,326.00		\$229,326.00	
Total	PI			\$33,723.29	\$25,605.89	\$224,055.92	\$25,605.89	\$224,055.92


Proposed Accomplishments

Housing Units : 27

Actual Accomplishments

Number assisted:

	Owner		Renter		Total		Person	
	Total	Hispanic	Total	Hispanic	Total	Hispanic	Total	Hispanic
White:	0	0	0	0	0	0	0	0
Black/African American:	0	0	0	0	0	0	0	0
Asian:	0	0	0	0	0	0	0	0
American Indian/Alaskan Native:	0	0	0	0	0	0	0	0
Native Hawaiian/Other Pacific Islander:	0	0	0	0	0	0	0	0
American Indian/Alaskan Native & White:	0	0	0	0	0	0	0	0
Asian White:	0	0	0	0	0	0	0	0
Black/African American & White:	0	0	0	0	0	0	0	0
American Indian/Alaskan Native & Black/African American:	0	0	0	0	0	0	0	0
Other multi-racial:	0	0	0	0	0	0	0	0
Asian/Pacific Islander:	0	0	0	0	0	0	0	0



U.S. Department of Housing and Urban Development
Office of Community Planning and Development
Integrated Disbursement and Information System
CDBG Activity Summary Report (GPR) for Program Year 2017
FORT SMITH

Date: 22-Aug-2018
Time: 11:19
Page: 44

Hispanic: 0 0 0 0 0 0 0 0
Total: 0 0 0 0 0 0 0 0


Female-headed Households: 0 0 0 0 0 0 0 0

Income Category:

	Owner	Renter	Total	Person
Extremely Low	0	0	0	0
Low Mod	0	0	0	0
Moderate	0	0	0	0
Non Low Moderate	0	0	0	0
Total	0	0	0	0
Percent Low/Mod				

Annual Accomplishments

No data returned for this view. This might be because the applied filter excludes all data.



U.S. Department of Housing and Urban Development
 Office of Community Planning and Development
 Integrated Disbursement and Information System
 CDBG Activity Summary Report (GPR) for Program Year 2017
 FORT SMITH

Date: 22-Aug-2018
 Time: 11:19
 Page: 45

PGM Year: 2017
Project: 0002 - CSCDC - Community Dental Clinic - Dental Treatment
IDIS Activity: 2483 - Community Dental Clinic - Forgotten Smile - PS
Status: Completed 6/26/2018 4:42:54 PM
Location: 3428 Armour St Fort Smith, AR 72904-4352
Objective: Create suitable living environments
Outcome: Availability/accessibility
Matrix Code: Health Services (05M)
National Objective: LMC

Initial Funding Date: 12/28/2017

Description:
 This activity will provide dental services to 200 income qualified persons from the Very Low Income amount and below only.

	Fund Type	Grant Year	Grant	Funded Amount	Drawn In Program Year	Drawn Thru Program Year
CDBG	EN	2017	B17MC050003	\$12,850.00	\$12,850.00	\$12,850.00
Total				\$12,850.00	\$12,850.00	\$12,850.00

Proposed Accomplishments


People (General) : 200

Actual Accomplishments

Number assisted:

	Owner		Renter		Total		Person	
	Total	Hispanic	Total	Hispanic	Total	Hispanic	Total	Hispanic
White:	0	0	0	0	0	0	132	0
Black/African American:	0	0	0	0	0	0	60	0
Asian:	0	0	0	0	0	0	1	0
American Indian/Alaskan Native:	0	0	0	0	0	0	1	0
Native Hawaiian/Other Pacific Islander:	0	0	0	0	0	0	0	0
American Indian/Alaskan Native & White:	0	0	0	0	0	0	0	0
Asian White:	0	0	0	0	0	0	0	0
Black/African American & White:	0	0	0	0	0	0	3	0
American Indian/Alaskan Native & Black/African American:	0	0	0	0	0	0	0	0
Other multi-racial:	0	0	0	0	0	0	7	0
Asian/Pacific Islander:	0	0	0	0	0	0	0	0
Hispanic:	0	0	0	0	0	0	0	0
Total:	0	0	0	0	0	0	204	0

Female-headed Households: 0



U.S. Department of Housing and Urban Development
Office of Community Planning and Development
Integrated Disbursement and Information System
CDBG Activity Summary Report (GPR) for Program Year 2017
FORT SMITH

Date: 22-Aug-2018
Time: 11:19
Page: 46

Income Category:

	Owner	Renter	Total	Person
Extremely Low	0	0	0	167
Low Mod	0	0	0	18
Moderate	0	0	0	19
Non Low Moderate	0	0	0	0
Total	0	0	0	204
Percent Low/Mod				100.0%

Annual Accomplishments

Years	Accomplishment Narrative	# Benefitting
-------	--------------------------	---------------



U.S. Department of Housing and Urban Development
 Office of Community Planning and Development
 Integrated Disbursement and Information System
 CDBG Activity Summary Report (GPR) for Program Year 2017
 FORT SMITH

Date: 22-Aug-2018
 Time: 11:19
 Page: 47

PGM Year: 2017
Project: 0001 - Bost, Inc. - Marilyn Foster Building Flooring
IDIS Activity: 2484 - Bost, Inc. - Floor Covering Replacement - 7701 Zero St.
Status: Completed 3/23/2018 1:01:10 PM
Location: 7701 S Zero St Fort Smith, AR 72903-6644
Objective: Create suitable living environments
Outcome: Availability/accessibility
Matrix Code: Handicapped Centers (03B) **National Objective:** LMC

Initial Funding Date: 12/28/2017
Description:
 This activity will replace all carpeted flooring with vinyl planking to create a safe environment and eliminate a trip hazard for 150 consumers that have intellectual and physical disabilities.
Financing


	Fund Type	Grant Year	Grant	Funded Amount	Drawn In Program Year	Drawn Thru Program Year
CDBG	EN	2017	B17MC050003	\$14,908.44	\$14,908.44	\$14,908.44
Total				\$14,908.44	\$14,908.44	\$14,908.44

Proposed Accomplishments
Public Facilities : 1

Actual Accomplishments

Number assisted:

	Owner		Renter		Total		Person	
	Total	Hispanic	Total	Hispanic	Total	Hispanic	Total	Hispanic
White:	0	0	0	0	0	0	125	3
Black/African American:	0	0	0	0	0	0	18	0
Asian:	0	0	0	0	0	0	4	0
American Indian/Alaskan Native:	0	0	0	0	0	0	0	0
Native Hawaiian/Other Pacific Islander:	0	0	0	0	0	0	0	0
American Indian/Alaskan Native & White:	0	0	0	0	0	0	0	0
Asian White:	0	0	0	0	0	0	0	0
Black/African American & White:	0	0	0	0	0	0	0	0
American Indian/Alaskan Native & Black/African American:	0	0	0	0	0	0	0	0
Other multi-racial:	0	0	0	0	0	0	3	0
Asian/Pacific Islander:	0	0	0	0	0	0	0	0
Hispanic:	0	0	0	0	0	0	0	0
Total:	0	0	0	0	0	0	150	3
Female-headed Households:	0		0		0			



U.S. Department of Housing and Urban Development
Office of Community Planning and Development
Integrated Disbursement and Information System
CDBG Activity Summary Report (GPR) for Program Year 2017
FORT SMITH

Date: 22-Aug-2018
Time: 11:19
Page: 48


Income Category:

	Owner	Renter	Total	Person
Extremely Low	0	0	0	150
Low Mod	0	0	0	0
Moderate	0	0	0	0
Non Low Moderate	0	0	0	0
Total	0	0	0	150
Percent Low/Mod				100.0%

Annual Accomplishments

Years	Accomplishment Narrative	# Benefitting
-------	--------------------------	---------------

2017



PGM Year: 2017
Project: 0006 - FS Children's Emergency Shelter - Flooring & Bathroom Project
IDIS Activity: 2485 - FS Children's Emergency Shelter - Flooring 3015 S 14 St.
Status: Completed 6/26/2018 4:45:36 PM
Location: 3015 S 14th St 3015 South 14th Street Fort Smith, AR
 72901-6317
Objective: Create suitable living environments
Outcome: Availability/accessibility
Matrix Code: Abused and Neglected Children
National Objective: LMC
Facilities (03Q):

Initial Funding Date: 12/28/2017

Description:

The activity provides for the remodel of the interior flooring (6000 square feet +/-) and the bathrooms to include the tiled showers, baths and toilet stalls of the emergency shelter.

	Fund Type	Grant Year	Grant	Funded Amount	Drawn In Program Year	Drawn Thru Program Year
CDBG	EN	2017	B17MC050003	\$49,055.00	\$49,055.00	\$49,055.00
Total				\$49,055.00	\$49,055.00	\$49,055.00


Proposed Accomplishments

Public Facilities : 1

Actual Accomplishments

Number assisted:

	Owner		Renter		Total		Person	
	Total	Hispanic	Total	Hispanic	Total	Hispanic	Total	Hispanic
White:	0	0	0	0	0	0	20	0
Black/African American:	0	0	0	0	0	0	2	0
Asian:	0	0	0	0	0	0	0	0
American Indian/Alaskan Native:	0	0	0	0	0	0	0	0
Native Hawaiian/Other Pacific Islander:	0	0	0	0	0	0	0	0
American Indian/Alaskan Native & White:	0	0	0	0	0	0	0	0
Asian White:	0	0	0	0	0	0	0	0
Black/African American & White:	0	0	0	0	0	0	0	0
American Indian/Alaskan Native & Black/African American:	0	0	0	0	0	0	0	0
Other multi-racial:	0	0	0	0	0	0	2	0
Asian/Pacific Islander:	0	0	0	0	0	0	0	0
Hispanic:	0	0	0	0	0	0	0	0
Total:	0	0	0	0	0	0	24	0
Female-headed Households:	0		0		0			



U.S. Department of Housing and Urban Development
Office of Community Planning and Development
Integrated Disbursement and Information System
CDBG Activity Summary Report (GPR) for Program Year 2017
FORT SMITH


Date: 22-Aug-2018
Time: 11:19
Page: 50

Income Category:

	Owner	Renter	Total	Person
Extremely Low	0	0	0	24
Low Mod	0	0	0	0
Moderate	0	0	0	0
Non Low Moderate	0	0	0	0
Total	0	0	0	24
Percent Low/Mod				100.0%

Annual Accomplishments

Years	Accomplishment Narrative	# Benefitting
2017		



U.S. Department of Housing and Urban Development
 Office of Community Planning and Development
 Integrated Disbursement and Information System
 CDBG Activity Summary Report (GPR) for Program Year 2017
 FORT SMITH

Date: 22-Aug-2018
 Time: 11:19
 Page: 51

PGM Year: 2017
Project: 0007 - Fountain of Youth Adult Day Care Center
IDIS Activity: 2486 - Fountain of Youth Adult Day Care Center - 2801 McKinley - PS
Status: Completed 6/27/2018 12:28:17 PM
Location: 2801 McKinley Ave Fort Smith, AR 72908-7541
Objective: Create suitable living environments
Outcome: Availability/accessibility
Matrix Code: Health Services (05M)
National Objective: LMC

Initial Funding Date: 12/28/2017

Description:

This activity will provide for 10 dependent adults care for one year.

Financing

	Fund Type	Grant Year	Grant	Funded Amount	Drawn In Program Year	Drawn Thru Program Year
CDBG	EN	2017	B17MC050003	\$5,128.00	\$5,128.00	\$5,128.00
Total				\$5,128.00	\$5,128.00	\$5,128.00

Proposed Accomplishments

People (General) : 10

Actual Accomplishments

Number assisted:

	Owner		Renter		Total		Person	
	Total	Hispanic	Total	Hispanic	Total	Hispanic	Total	Hispanic
White:	0	0	0	0	0	0	3	1
Black/African American:	0	0	0	0	0	0	2	0
Asian:	0	0	0	0	0	0	0	0
American Indian/Alaskan Native:	0	0	0	0	0	0	0	0
Native Hawaiian/Other Pacific Islander:	0	0	0	0	0	0	0	0
American Indian/Alaskan Native & White:	0	0	0	0	0	0	0	0
Asian White:	0	0	0	0	0	0	0	0
Black/African American & White:	0	0	0	0	0	0	0	0
American Indian/Alaskan Native & Black/African American:	0	0	0	0	0	0	0	0
Other multi-racial:	0	0	0	0	0	0	1	0
Asian/Pacific Islander:	0	0	0	0	0	0	0	0
Hispanic:	0	0	0	0	0	0	0	0
Total:	0	0	0	0	0	0	6	1
Female-headed Households:	0		0		0		0	



U.S. Department of Housing and Urban Development
 Office of Community Planning and Development
 Integrated Disbursement and Information System
 CDBG Activity Summary Report (GPR) for Program Year 2017
 FORT SMITH


Date: 22-Aug-2018
 Time: 11:19
 Page: 52

Income Category:

	Owner	Renter	Total	Person
Extremely Low	0	0	0	4
Low Mod	0	0	0	1
Moderate	0	0	0	1
Non Low/Moderate	0	0	0	0
Total	0	0	0	6
Percent Low/Mod				100.0%

Annual Accomplishments

Years	Accomplishment Narrative	# Benefitting
2017		



U.S. Department of Housing and Urban Development
 Office of Community Planning and Development
 Integrated Disbursement and Information System
 CDBG Activity Summary Report (GPR) for Program Year 2017
 FORT SMITH

Date: 22-Aug-2018
 Time: 11:19
 Page: 53

PGM Year: 2017
Project: 0009 - Good Samaritan Clinic - Health Services
IDIS Activity: 2487 - Good Samaritan Clinic - 615 N B St - PS
Status: Completed 6/29/2018 10:48:30 AM
Location: 615 N B St Fort Smith, AR 72901-2125
Objective: Create suitable living environments
Outcome: Availability/accessibility
Matrix Code: Health Services (05M)
National Objective: LMC

Initial Funding Date: 12/28/2017

Description:

This activity will provide for laboratory testing, medical supplies and prescribed pharmaceuticals for LMI citizens.

Financing

	Fund Type	Grant Year	Grant	Funded Amount	Drawn In Program Year	Drawn Thru Program Year
CDBG	EN	2017	B17MC050003	\$3,102.53	\$3,102.53	\$3,102.53
Total				\$3,102.53	\$3,102.53	\$3,102.53


Proposed Accomplishments

People (General) : 3,711

Actual Accomplishments

Number assisted:

	Owner		Renter		Total		Person	
	Total	Hispanic	Total	Hispanic	Total	Hispanic	Total	Hispanic
White:	0	0	0	0	0	0	58	16
Black/African American:	0	0	0	0	0	0	8	0
Asian:	0	0	0	0	0	0	3	0
American Indian/Alaskan Native:	0	0	0	0	0	0	0	0
Native Hawaiian/Other Pacific Islander:	0	0	0	0	0	0	0	0
American Indian/Alaskan Native & White:	0	0	0	0	0	0	0	0
Asian White:	0	0	0	0	0	0	0	0
Black/African American & White:	0	0	0	0	0	0	0	0
American Indian/Alaskan Native & Black/African American:	0	0	0	0	0	0	0	0
Other multi-racial:	0	0	0	0	0	0	16	0
Asian/Pacific Islander:	0	0	0	0	0	0	0	0
Hispanic:	0	0	0	0	0	0	0	0
Total:	0	0	0	0	0	0	85	16
Female-headed Households:	0	0	0	0	0	0	0	0



U.S. Department of Housing and Urban Development
 Office of Community Planning and Development
 Integrated Disbursement and Information System
 CDBG Activity Summary Report (GPR) for Program Year 2017
 FORT SMITH


Date: 22-Aug-2018
 Time: 11:19
 Page: 54

Income Category:

	Owner	Renter	Total	Person
Extremely Low	0	0	0	84
Low Mod	0	0	0	1
Moderate	0	0	0	0
Non Low Moderate	0	0	0	0
Total	0	0	0	85
Percent Low/Mod				100.0%

Annual Accomplishments

Years	Accomplishment Narrative	# Benefiting
2017		



U.S. Department of Housing and Urban Development
 Office of Community Planning and Development
 Integrated Disbursement and Information System
 CDBG Activity Summary Report (GPR) for Program Year 2017
 FORT SMITH

Date: 22-Aug-2018
 Time: 11:19
 Page: 55

PGM Year: 2017
Project: 0010 - Harbor House - Gateway Recovery Center - Fence
IDIS Activity: 2488 - Gateway Recovery - 3900 Armour St - Fence
Status: Completed 3/14/2018 9:47:27 AM
Location: 3900 Armour Ave Fort Smith, AR 72904-4317
Objective: Create suitable living environments
Outcome: Availability/accessibility
Matrix Code: Health Facilities (03P) **National Objective:** LMC

Initial Funding Date: 12/28/2017

Description:

The replacement of a privacy fence surrounding the backyard area of the Gateway Recovery Center.
 The fence encompasses the playground area for children, exercise area for residents and transitional living clients.

Financing

	Fund Type	Grant Year	Grant	Funded Amount	Drawn In Program Year	Drawn Thru Program Year
CDBG	EN	2017	B17MC050003	\$16,216.00	\$16,216.00	\$16,216.00
Total				\$16,216.00	\$16,216.00	\$16,216.00

Proposed Accomplishments

Public Facilities : 1

Actual Accomplishments

Number assisted:

	Owner		Renter		Total		Person	
	Total	Hispanic	Total	Hispanic	Total	Hispanic	Total	Hispanic
White:	0	0	0	0	0	0	55	0
Black/African American:	0	0	0	0	0	0	2	0
Asian:	0	0	0	0	0	0	0	0
American Indian/Alaskan Native:	0	0	0	0	0	0	8	0
Native Hawaiian/Other Pacific Islander:	0	0	0	0	0	0	0	0
American Indian/Alaskan Native & White:	0	0	0	0	0	0	0	0
Asian White:	0	0	0	0	0	0	0	0
Black/African American & White:	0	0	0	0	0	0	0	0
American Indian/Alaskan Native & Black/African American:	0	0	0	0	0	0	0	0
Other multi-racial:	0	0	0	0	0	0	0	0
Asian/Pacific Islander:	0	0	0	0	0	0	0	0
Hispanic:	0	0	0	0	0	0	0	0
Total:	0	0	0	0	0	0	65	0
Female-headed Households:	0		0		0			



U.S. Department of Housing and Urban Development
 Office of Community Planning and Development
 Integrated Disbursement and Information System
 CDBG Activity Summary Report (GPR) for Program Year 2017
 FORT SMITH


Date: 22-Aug-2018
 Time: 11:19
 Page: 56

Income Category:

	Owner	Renter	Total	Person
Extremely Low	0	0	0	55
Low Mod	0	0	0	5
Moderate	0	0	0	5
Non Low Moderate	0	0	0	0
Total	0	0	0	65
Percent Low/Mod				100.0%

Annual Accomplishments

Years	Accomplishment Narrative	# Benefiting
2017		



U.S. Department of Housing and Urban Development
 Office of Community Planning and Development
 Integrated Disbursement and Information System
 CDBG Activity Summary Report (GPR) for Program Year 2017
 FORT SMITH

Date: 22-Aug-2018
 Time: 11:19
 Page: 57

PGM Year: 2017

Project: 0011 - Harbor House, Inc. - Gateway and Harbor - Mattresses

IDIS Activity: 2489 - Harbor House and Gateway - Mattresses - PS

Status: Completed 6/27/2018 4:34:53 PM

Location: 615 N 19th St Fort Smith, AR 72901-3319

Objective: Create suitable living environments

Outcome: Availability/accessibility

Matrix Code: Substance Abuse Services (05F)

National Objective: LMC

Initial Funding Date: 12/28/2017

Description:

The activity will allow for the purchas of bed bug proof mattresses and commercial grade box springs covers for both facilities located at 615 North 19th Sireet and 3900 Armour Avenue.

	Fund Type	Grant Year	Grant	Funded Amount	Drawn In Program Year	Drawn Thru Program Year
CDBG	EN	2017	B17MCO50003	\$6,599.60	\$6,599.60	\$6,599.60
Total				\$6,599.60	\$6,599.60	\$6,599.60

Proposed Accomplishments


People (General) : 461

Actual Accomplishments

Number assisted:

	Owner		Renter		Total		Person	
	Total	Hispanic	Total	Hispanic	Total	Hispanic	Total	Hispanic
White:	0	0	0	0	0	0	60	8
Black/African American:	0	0	0	0	0	0	2	0
Asian:	0	0	0	0	0	0	0	0
American Indian/Alaskan Native:	0	0	0	0	0	0	0	0
Native Hawaiian/Other Pacific Islander:	0	0	0	0	0	0	0	0
American Indian/Alaskan Native & White:	0	0	0	0	0	0	12	0
Asian White:	0	0	0	0	0	0	0	0
Black/African American & White:	0	0	0	0	0	0	0	0
American Indian/Alaskan Native & Black/African American:	0	0	0	0	0	0	0	0
Other multi-racial:	0	0	0	0	0	0	6	0
Asian/Pacific Islander:	0	0	0	0	0	0	0	0
Hispanic:	0	0	0	0	0	0	0	0
Total:	0	0	0	0	0	0	80	8

Female-headed Households: 0



U.S. Department of Housing and Urban Development
Office of Community Planning and Development
Integrated Disbursement and Information System
CDBG Activity Summary Report (GPR) for Program Year 2017
FORT SMITH

Date: 22-Aug-2018
Time: 11:19
Page: 58


Income Category:

	Owner	Renter	Total	Person
Extremely Low	0	0	0	60
Low Mod	0	0	0	15
Moderate	0	0	0	5
Non Low Moderate	0	0	0	0
Total	0	0	0	80
Percent Low/Mod				100.0%

Annual Accomplishments

Years	Accomplishment Narrative	# Benefiting
-------	--------------------------	--------------

2017



U.S. Department of Housing and Urban Development
 Office of Community Planning and Development
 Integrated Disbursement and Information System
 CDBG Activity Summary Report (GPR) for Program Year 2017
 FORT SMITH

Date: 22-Aug-2018
 Time: 11:19
 Page: 59

PGM Year: 2017
Project: 0014 - Riverview Hope Campus - Shelter Utilities
IDIS Activity: 2490 - Riverview Hope Campus - 301 S E St. - PS
Status: Completed 3/8/2018 5:16:14 PM
Location: 301 S E St Fort Smith, AR 72901-4316
Objective: Create suitable living environments
Outcome: Availability/accessibility
Matrix Code: Other Public Services Not Listed in
National Objective: LMC
Initial Funding Date: 12/28/2017

Description:
 The activity provides for utility assistance to the square footage portion of the shelter facilities.
Financing

	Fund Type	Grant Year	Grant	Funded Amount	Drawn In Program Year	Drawn Thru Program Year
CDBG	EN	2017	B17MC050003	\$9,894.00	\$9,894.00	\$9,894.00
Total				\$9,894.00	\$9,894.00	\$9,894.00

Proposed Accomplishments

People (General) : 300

Actual Accomplishments

Number assisted:

	Owner		Renter		Total		Person	
	Total	Hispanic	Total	Hispanic	Total	Hispanic	Total	Hispanic
White:	0	0	0	0	0	0	510	0
Black/African American:	0	0	0	0	0	0	53	0
Asian:	0	0	0	0	0	0	1	0
American Indian/Alaskan Native:	0	0	0	0	0	0	9	0
Native Hawaiian/Other Pacific Islander:	0	0	0	0	0	0	3	0
American Indian/Alaskan Native & White:	0	0	0	0	0	0	0	0
Asian White:	0	0	0	0	0	0	0	0
Black/African American & White:	0	0	0	0	0	0	0	0
American Indian/Alaskan Native & Black/African American:	0	0	0	0	0	0	0	0
Other multi-racial:	0	0	0	0	0	0	14	0
Asian/Pacific Islander:	0	0	0	0	0	0	0	0
Hispanic:	0	0	0	0	0	0	0	0
Total:	0	0	0	0	0	0	590	0
Female-headed Households:	0		0		0			



U.S. Department of Housing and Urban Development
 Office of Community Planning and Development
 Integrated Disbursement and Information System
 CDBG Activity Summary Report (GPR) for Program Year 2017
 FORT SMITH

Date: 22-Aug-2018
 Time: 11:19
 Page: 60

Income Category:


	Owner	Renter	Total	Person
Extremely Low	0	0	0	590
Low Mod	0	0	0	0
Moderate	0	0	0	0
Non Low Moderate	0	0	0	0
Total	0	0	0	590
Percent Low/Mod				100.0%

Annual Accomplishments

Years	Accomplishment Narrative	# Benefitting
2017		

U.S. Department of Housing and Urban Development
 Office of Community Planning and Development
 Integrated Disbursement and Information System
 CDBG Activity Summary Report (GPR) for Program Year 2017
 FORT SMITH

Date: 22-Aug-2018
 Time: 11:19
 Page: 61



PGM Year: 2017
Project: 0015 - WAC&GC, Inc. - WestArk RSVP - Medicare Counseling
IDIS Activity: 2491 - Westark RSVP - Medicare Counseling - PS
Status: Completed 6/29/2018 4:28:58 PM
Location: 401 N 13th St Fort Smith, AR 72901-2814
Objective: Create suitable living environments
Outcome: Availability/accessibility
Matrix Code: Senior Services (05A)
National Objective: LMC

Initial Funding Date: 12/28/2017

Description:

The activity provides for counseling to assist those in need to navigate the Medicare program.

Financing

	Fund Type	Grant Year	Grant	Funded Amount	Drawn In Program Year	Drawn Thru Program Year
CDBG	EN	2017	B17MC050003	\$9,894.00	\$9,894.00	\$9,894.00
Total	Total			\$9,894.00	\$9,894.00	\$9,894.00

Proposed Accomplishments

People (General) : 200

Actual Accomplishments

Number assisted:

	Owner		Renter		Total		Person	
	Total	Hispanic	Total	Hispanic	Total	Hispanic	Total	Hispanic
White:	0	0	0	0	0	0	226	13
Black/African American:	0	0	0	0	0	0	21	0
Asian:	0	0	0	0	0	0	4	0
American Indian/Alaskan Native:	0	0	0	0	0	0	2	0
Native Hawaiian/Other Pacific Islander:	0	0	0	0	0	0	0	0
American Indian/Alaskan Native & White:	0	0	0	0	0	0	0	0
Asian White:	0	0	0	0	0	0	11	0
Black/African American & White:	0	0	0	0	0	0	0	0
American Indian/Alaskan Native & Black/African American:	0	0	0	0	0	0	0	0
Other multi-racial:	0	0	0	0	0	0	0	0
Asian/Pacific Islander:	0	0	0	0	0	0	0	0
Hispanic:	0	0	0	0	0	0	0	0
Total:	0	0	0	0	0	0	264	13
Female-headed Households:	0	0	0	0	0	0	0	0



U.S. Department of Housing and Urban Development
 Office of Community Planning and Development
 Integrated Disbursement and Information System
 CDBG Activity Summary Report (GPR) for Program Year 2017
 FORT SMITH

Date: 22-Aug-2018
 Time: 11:19
 Page: 62

Income Category:

	Owner	Renter	Total	Person
Extremely Low	0	0	0	0
Low Mod	0	0	0	0
Moderate	0	0	0	264
Non Low Moderate	0	0	0	0
Total	0	0	0	264
Percent Low/Mod				100.0%

Annual Accomplishments

Years	Accomplishment Narrative	# Benefitting
2017		



U.S. Department of Housing and Urban Development
 Office of Community Planning and Development
 Integrated Disbursement and Information System
 CDBG Activity Summary Report (GPR) for Program Year 2017
 FORT SMITH

Date: 22-Aug-2018
 Time: 11:19
 Page: 63

PGM Year: 2017
Project: 0016 - WAC&GC, Inc. - WestArk RSVP - Tax Assistance
IDIS Activity: 2492 - WestArk RSVP - Tax Assistance - PS
Status: Completed 6/29/2018 4:27:45 PM
Location: 401 N 13th St 401 N 13th St Fort Smith, AR 72901-2814
Objective: Create suitable living environments
Outcome: Availability/accessibility
Matrix Code: Senior Services (05A)
National Objective: LMC

Initial Funding Date: 12/28/2017

Description:
 This activity provides for tax assistance to low income families or individuals for the preparation and filing of federal and state taxes.
Financing

	Fund Type	Grant Year	Grant	Funded Amount	Drawn In Program Year	Drawn Thru Program Year
CDBG	EN	2017	B17MC050003	\$9,894.00	\$9,894.00	\$9,894.00
Total				\$9,894.00	\$9,894.00	\$9,894.00


Proposed Accomplishments

People (General) : 200

Actual Accomplishments

Number assisted:

	Owner		Renter		Total		Person	
	Total	Hispanic	Total	Hispanic	Total	Hispanic	Total	Hispanic
White:	0	0	0	0	0	0	87	16
Black/African American:	0	0	0	0	0	0	37	0
Asian:	0	0	0	0	0	0	0	0
American Indian/Alaskan Native:	0	0	0	0	0	0	4	0
Native Hawaiian/Other Pacific Islander:	0	0	0	0	0	0	0	0
American Indian/Alaskan Native & White:	0	0	0	0	0	0	0	0
Asian White:	0	0	0	0	0	0	4	0
Black/African American & White:	0	0	0	0	0	0	0	0
American Indian/Alaskan Native & Black/African American:	0	0	0	0	0	0	0	0
Other multi-racial:	0	0	0	0	0	0	0	0
Asian/Pacific Islander:	0	0	0	0	0	0	0	0
Hispanic:	0	0	0	0	0	0	0	0
Total:	0	0	0	0	0	0	132	16
Female-headed Households:	0		0		0			



U.S. Department of Housing and Urban Development
Office of Community Planning and Development
Integrated Disbursement and Information System
CDBG Activity Summary Report (GPR) for Program Year 2017
FORT SMITH

Date: 22-Aug-2018
Time: 11:19
Page: 64

Income Category:


	Owner	Renter	Total	Person
Extremely Low	0	0	0	112
Low Mod	0	0	0	20
Moderate	0	0	0	0
Non Low Moderate	0	0	0	0
Total	0	0	0	132
Percent Low/Mod				100.0%

Annual Accomplishments

Years	Accomplishment Narrative	# Benefitting
2017		

U.S. Department of Housing and Urban Development
 Office of Community Planning and Development
 Integrated Disbursement and Information System
 CDBG Activity Summary Report (GPR) for Program Year 2017
 FORT SMITH

Date: 22-Aug-2018
 Time: 11:19
 Page: 65



PGM Year: 2017
Project: 0019 - Fort Smith Administration of CDBG & HOME
IDIS Activity: 2493 - Fort Smith CDBG Administration - PY 2017
Status: Open
Location: Objective:
 Outcome:
 Matrix Code: General Program Administration (21A) National Objective:

Initial Funding Date: 12/28/2017

Description:
 The administration of the Program Year 2017 CDBG funding.
Financing


	Fund Type	Grant Year	Grant	Funded Amount	Drawn In Program Year	Drawn Thru Program Year
CDBG	EN	2017	B17MC050003	\$151,935.00	\$49,648.20	\$49,648.20
	PI			\$3,995.00	\$3,995.00	\$3,995.00
Total	Total			\$155,930.00	\$53,643.20	\$53,643.20

Proposed Accomplishments

Actual Accomplishments

Number assisted:

	Owner		Renter		Total		Person	
	Total	Hispanic	Total	Hispanic	Total	Hispanic	Total	Hispanic
White:	0	0	0	0	0	0	0	0
Black/African American:	0	0	0	0	0	0	0	0
Asian:	0	0	0	0	0	0	0	0
American Indian/Alaskan Native:	0	0	0	0	0	0	0	0
Native Hawaiian/Other Pacific Islander:	0	0	0	0	0	0	0	0
American Indian/Alaskan Native & White:	0	0	0	0	0	0	0	0
Asian White:	0	0	0	0	0	0	0	0
Black/African American & White:	0	0	0	0	0	0	0	0
American Indian/Alaskan Native & Black/African American:	0	0	0	0	0	0	0	0
Other multi-racial:	0	0	0	0	0	0	0	0
Asian/Pacific Islander:	0	0	0	0	0	0	0	0
Hispanic:	0	0	0	0	0	0	0	0
Total:	0	0	0	0	0	0	0	0
Female-headed Households:	0							



U.S. Department of Housing and Urban Development
Office of Community Planning and Development
Integrated Disbursement and Information System
CDBG Activity Summary Report (GPR) for Program Year 2017
FORT SMITH


Date: 22-Aug-2018
Time: 11:19
Page: 66

Income Category:

	Owner	Renter	Total	Person
Extremely Low			0	
Low Mod			0	
Moderate			0	
Non Low Moderate			0	
Total	0	0	0	0
Percent Low/Mod				

Annual Accomplishments

No data returned for this view. This might be because the applied filter excludes all data.



PGM Year: 2016
Project: 0003 - Land Acquisition for New Construction
IDIS Activity: 2495 - CSCDC - Acq/NCO - 1619 S Q St.
Status: Canceled 4/17/2018 10:35:19 AM
Location: 1619 S Q St Fort Smith, AR 72901-5545
Objective: Provide decent affordable housing
Outcome: Affordability
Matrix Code: Construction of Housing (12)
National Objective: LMH

Initial Funding Date: 01/08/2018

Description:

Purchase of a lot for the construction of an affordable single family home with HOME funds.

Financing

No data returned for this view. This might be because the applied filter excludes all data.

Proposed Accomplishments

Housing Units : 1

Actual Accomplishments

Number assisted:

	Owner		Renter		Total		Person	
	Total	Hispanic	Total	Hispanic	Total	Hispanic	Total	Hispanic
White:	0	0	0	0	0	0	0	0
Black/African American:	0	0	0	0	0	0	0	0
Asian:	0	0	0	0	0	0	0	0
American Indian/Alaskan Native:	0	0	0	0	0	0	0	0
Native Hawaiian/Other Pacific Islander:	0	0	0	0	0	0	0	0
American Indian/Alaskan Native & White:	0	0	0	0	0	0	0	0
Asian White:	0	0	0	0	0	0	0	0
Black/African American & White:	0	0	0	0	0	0	0	0
American Indian/Alaskan Native & Black/African American:	0	0	0	0	0	0	0	0
Other multi-racial:	0	0	0	0	0	0	0	0
Asian/Pacific Islander:	0	0	0	0	0	0	0	0



U.S. Department of Housing and Urban Development
Office of Community Planning and Development
Integrated Disbursement and Information System
CDBG Activity Summary Report (GPR) for Program Year 2017
FORT SMITH

Date: 22-Aug-2018
Time: 11:19
Page: 68


Hispanic:	0	0	0	0	0	0	0	0
Total:	0	0	0	0	0	0	0	0

Female-headed Households:

<i>Income Category:</i>	Owner	Renter	Total	Person
Extremely Low	0	0	0	0
Low Mod	0	0	0	0
Moderate	0	0	0	0
Non Low Moderate	0	0	0	0
Total	0	0	0	0
Percent Low/Mod				

Annual Accomplishments

No data returned for this view. This might be because the applied filter excludes all data.



PGM Year: 2017
Project: 0012 - Next Step Homeless Services - Transitional SF Housing
IDIS Activity: 2498 - NSHS - Transitional Housing - 606 N 12th St.
Status: Completed 8/1/2018 5:11:15 PM
Location: 606 N 12th St Fort Smith, AR 72901-2807
Objective: Provide decent affordable housing
Outcome: Affordability
Matrix Code: Homeless Facilities (not operating costs) (03C)
National Objective: LMC

Initial Funding Date: 01/18/2018

Description:

The acquisition of a single family lot and the construction of a single family homeless transitional home for families.
Financing

	Fund Type	Grant Year	Grant	Funded Amount	Drawn In Program Year	Drawn Thru Program Year
CDBG	EN	2016	B16MC050003	\$1,841.01	\$1,841.01	\$1,841.01
		2017	B17MC050003	\$79,899.08	\$79,899.08	\$79,899.08
Total	Total			\$81,740.09	\$81,740.09	\$81,740.09


Proposed Accomplishments

Public Facilities : 1

Actual Accomplishments

Number assisted:

	Owner		Renter		Total		Person	
	Total	Hispanic	Total	Hispanic	Total	Hispanic	Total	Hispanic
White:	0	0	0	0	0	0	3	0
Black/African American:	0	0	0	0	0	0	0	0
Asian:	0	0	0	0	0	0	0	0
American Indian/Alaskan Native:	0	0	0	0	0	0	0	0
Native Hawaiian/Other Pacific Islander:	0	0	0	0	0	0	0	0
American Indian/Alaskan Native & White:	0	0	0	0	0	0	0	0
Asian White:	0	0	0	0	0	0	0	0
Black/African American & White:	0	0	0	0	0	0	0	0
American Indian/Alaskan Native & Black/African American:	0	0	0	0	0	0	0	0
Other multi-racial:	0	0	0	0	0	0	0	0
Asian/Pacific Islander:	0	0	0	0	0	0	0	0
Hispanic:	0	0	0	0	0	0	0	0
Total:	0	0	0	0	0	0	3	0
Female-headed Households:	0		0		0			



U.S. Department of Housing and Urban Development
Office of Community Planning and Development
Integrated Disbursement and Information System
CDBG Activity Summary Report (GPR) for Program Year 2017
FORT SMITH

Date: 22-Aug-2018
Time: 11:19
Page: 70

Income Category:

	Owner	Renter	Total	Person
Extremely Low	0	0	0	3
Low Mod	0	0	0	0
Moderate	0	0	0	0
Non Low Moderate	0	0	0	0
Total	0	0	0	3
Percent Low/Mod				100.0%

Annual Accomplishments

Years	Accomplishment Narrative	# Benefitting
-------	--------------------------	---------------

2018



U.S. Department of Housing and Urban Development
 Office of Community Planning and Development
 Integrated Disbursement and Information System
 CDBG Activity Summary Report (GPR) for Program Year 2017
 FORT SMITH

Date: 22-Aug-2018
 Time: 11:19
 Page: 71

PGM Year: 2016
Project: 0003 - Land Acquisition for New Construction
IDIS Activity: 2501 - CSCDC - Acq/NCO - 1217 S. 17th St
Status: Open
Location: 1217 S 17th St Fort Smith, AR 72901-5144
Objective: Provide decent affordable housing
Outcome: Affordability
Matrix Code: Construction of Housing (12) **National Objective:** LMH

Initial Funding Date: 06/15/2018

Description:

The acquisition of a lot to construct an affordable single family home.
 Construction funds will be with HOME funds and is pre-sold to an income qualified homebuyer.

Financing

	Fund Type	Grant Year	Grant	Funded Amount	Drawn In Program Year	Drawn Thru Program Year
CDBG	EN	2016	B16MC050003	\$14,025.96	\$14,025.96	\$14,025.96
Total				\$14,025.96	\$14,025.96	\$14,025.96


Proposed Accomplishments

Housing Units : 1

Actual Accomplishments

Number assisted:

	Owner		Renter		Total		Person	
	Total	Hispanic	Total	Hispanic	Total	Hispanic	Total	Hispanic
White:	0	0	0	0	0	0	0	0
Black/African American:	0	0	0	0	0	0	0	0
Asian:	0	0	0	0	0	0	0	0
American Indian/Alaskan Native:	0	0	0	0	0	0	0	0
Native Hawaiian/Other Pacific Islander:	0	0	0	0	0	0	0	0
American Indian/Alaskan Native & White:	0	0	0	0	0	0	0	0
Asian White:	0	0	0	0	0	0	0	0
Black/African American & White:	0	0	0	0	0	0	0	0
American Indian/Alaskan Native & Black/African American:	0	0	0	0	0	0	0	0
Other multi-racial:	0	0	0	0	0	0	0	0
Asian/Pacific Islander:	0	0	0	0	0	0	0	0
Hispanic:	0	0	0	0	0	0	0	0
Total:	0	0	0	0	0	0	0	0
Female-headed Households:	0		0		0		0	



U.S. Department of Housing and Urban Development
Office of Community Planning and Development
Integrated Disbursement and Information System
CDBG Activity Summary Report (GPR) for Program Year 2017
FORT SMITH


Date: 22-Aug-2018
Time: 11:19
Page: 72

Income Category:

	Owner	Renter	Total	Person
Extremely Low	0	0	0	0
Low Mod	0	0	0	0
Moderate	0	0	0	0
Non Low Moderate	0	0	0	0
Total	0	0	0	0
Percent Low/Mod				

Annual Accomplishments

No data returned for this view. This might be because the applied filter excludes all data.



U.S. Department of Housing and Urban Development
Office of Community Planning and Development
Integrated Disbursement and Information System
CDBG Activity Summary Report (GPR) for Program Year 2017
FORT SMITH

Date: 22-Aug-2018
Time: 11:19
Page: 73

Total Funded Amount: \$2,381,425.81
Total Drawn Thru Program Year: \$2,125,984.32
Total Drawn In Program Year: \$1,047,253.15

IDIS - PR05

U.S. Department of Housing and Urban Development
 Office of Community Planning and Development
 Integrated Disbursement and Information System
 Drawdown Report by Project and Activity
 FORT SMITH, AR

DATE: 08-22-18
 TIME: 13:01
 PAGE: 1

REPORT FOR PROGRAM : CDBG, HOME
 PGM YR : 2017
 PROJECT : ALL
 ACTIVITY : ALL

Program Year/ Project	IDIS Act ID	Activity Name	Prior Year	Voucher Number	Line Item	Voucher Status	LOCCS Send Date	Grant Year	Grant Number	Fund Type	Drawn Amount	AD	
												Activity Total	Project Total
2017 1	2484	Bost, Inc. - Marilyn Foster Building Flooring		6133232	2	Completed	3/20/2018	2017	B17MC050003	EN	\$14,908.44	\$14,908.44	
												14,908.44	
2017 2	2483	CSCDC - Community Dental Clinic - Dental Treatment			6	Completed	2/6/2018	2017	B17MC050003	EN	\$4,150.00		
				6135364	3	Completed	3/27/2018	2017	B17MC050003	EN	\$1,400.00		
				6140716	4	Completed	4/10/2018	2017	B17MC050003	EN	\$1,050.00		
				6142659	2	Completed	4/16/2018	2017	B17MC050003	EN	\$1,550.00		
				6154076	1	Completed	5/22/2018	2017	B17MC050003	EN	\$2,050.00		
				6158600	3	Completed	6/4/2018	2017	B17MC050003	EN	\$1,950.00		
				6161454	4	Completed	6/11/2018	2017	B17MC050003	EN	\$700.00		
												\$12,850.00	
												12,850.00	
2017 3	2477	CSCDC - Affordable New Homes - CHDO			4	Completed	11/28/2017	2017	M17MC050202	CR	\$49,822.20		
				6099400	2	Completed	12/12/2017	2017	M17MC050202	CR	\$11,002.50		
				6126425	1	Completed	2/22/2018	2017	M17MC050202	PI	\$27,261.30		
												\$88,086.00	
2017 3	2478	CSCDC - Affordable New Homes - CHDO			5	Completed	11/28/2017	2017	M17MC050202	CR	\$62,554.50		

U.S. Department of Housing and Urban Development
 Office of Community Planning and Development
 Integrated Disbursement and Information System
 Drawdown Report by Project and Activity
 FORT SMITH, AR

Program Year/ Project	IDIS Act ID	Activity Name	Prior Year	Voucher Number	Line Item	Voucher Status	LOCCS Send Date	Grant Year	Grant Number	Fund Type	Drawn Amount
				6103961	1	Completed	12/12/2017	2017	M17MC050202	CR	\$24,592.50
				6111825	2	Completed	1/10/2018	2017	M17MC050202	CR	\$20,358.00
				6126425	2	Completed	2/22/2018	2017	M17MC050202	PI	\$12,195.00
									Activity Total		\$119,700.00
2017	3	CSCDC - Affordable New Homes - CHDO	2481	CSCDC - CHDO - NCO - 2213 N 14 St							
				6103961	3	Completed	12/12/2017	2017	M17MC050202	CR	\$37,912.50
				6111825	3	Completed	1/10/2018	2017	M17MC050202	CR	\$21,127.50
				6125052	1	Completed	2/21/2018	2017	M17MC050202	CR	\$14,197.50
				6147737	1	Completed	4/30/2018	2017	M17MC050202	PI	\$26,092.50
									Activity Total		\$99,330.00
2017	3	CSCDC - Affordable New Homes - CHDO	2499	CSCDC - CHDO - NCO - 2307 N 28th St							
				6162998	1	Completed	6/18/2018	2017	M17MC050202	PI	\$95,000.00
									Activity Total		\$95,000.00
2017	3	CSCDC - Affordable New Homes - CHDO	2500	CDCDC - CHDO - NCO - 817 N 6th St.							
				6162999	1	Completed	6/18/2018	2017	M17MC050202	CR	\$23,431.80
									Activity Total		\$23,431.80
									Project Total		425,547.80
2017	4	Crisis Intervention Center - Case Management	2480	Crisis Intervention Center - Case Management - PS							
				6103915	5	Completed	12/12/2017	2017	B17MC050003	EN	\$9,900.00
				6108015	3	Completed	12/22/2017	2017	B17MC050003	EN	\$3,600.00
				6111672	4	Completed	1/10/2018	2017	B17MC050003	EN	\$4,200.00
				6125049	1	Completed	2/21/2018	2017	B17MC050003	EN	\$2,086.00
									Activity Total		\$19,786.00
									Project Total		19,786.00
2017	6	FS Children's Emergency Shelter - Flooring & Bathroom Project	2485	FS Children's Emergency Shelter - Flooring 3015 S 14 St.							

U.S. Department of Housing and Urban Development
 Office of Community Planning and Development
 Integrated Disbursement and Information System
 Drawdown Report by Project and Activity
 FORT SMITH, AR

Program Year/ Project	IDIS Act ID	Activity Name	Prior Year	Voucher Number	Line Item	Voucher Status	LOCCS Send Date	Grant Year	Grant Number	Fund Type	Drawn Amount
				6152699	2	Completed	5/15/2018	2017	B17MC050003	EN	\$49,055.00
									Activity Total		\$49,055.00
									Project Total		49,055.00
2017	7	Fountain of Youth Adult Day Care Center									
		Fountain of Youth Adult Day Care Center - 2801 McKinley - PS		6165471	4	Completed	6/26/2018	2017	B17MC050003	EN	\$5,128.00
									Activity Total		\$5,128.00
									Project Total		5,128.00
2017	8	Girls, Inc. - Participation Assistance									
		Girls, Inc. - Participation Assistance- Public Service		6095548	4	Completed	11/14/2017	2017	B17MC050003	EN	\$1,295.00
				6120206	5	Completed	2/6/2018	2017	B17MC050003	EN	\$350.00
				6125049	5	Completed	2/21/2018	2017	B17MC050003	EN	\$315.00
				6133232	1	Completed	3/20/2018	2017	B17MC050003	EN	\$350.00
				6140716	3	Completed	4/10/2018	2017	B17MC050003	EN	\$455.00
				6150758	1	Completed	5/8/2018	2017	B17MC050003	EN	\$700.00
				6161454	5	Completed	6/11/2018	2017	B17MC050003	EN	\$1,260.00
									Activity Total		\$4,725.00
									Project Total		4,725.00
2017	9	Good Samaritan Clinic - Health Services									
		Good Samaritan Clinic - 615 N B St - PS		6167509	2	Completed	6/28/2018	2017	B17MC050003	EN	\$3,102.53
									Activity Total		\$3,102.53
									Project Total		3,102.53
2017	10	Harbor House - Gateway Recovery Center - Fence									
		Gateway Recovery - 3900 Armour St - Fence		6120206	4	Completed	2/6/2018	2017	B17MC050003	EN	\$15,216.00
				6129848	4	Completed	3/13/2018	2017	B17MC050003	EN	\$1,000.00
									Activity Total		\$16,216.00

U.S. Department of Housing and Urban Development
 Office of Community Planning and Development
 Integrated Disbursement and Information System
 Drawdown Report by Project and Activity
 FORT SMITH, AR

Program Year/ Project	IDIS Act ID	Activity Name	Prior Voucher Year	Line Item	Voucher Status	LOCCS Send Date	Grant Year	Grant Number	Fund Type	Drawn Amount
								Project Total		16,216.00
2017 11	2489	Harbor House and Gateway - Mattresses - PS	6162998	2	Completed	6/18/2018	2017	B17MC050003	EN	\$6,599.60
								Activity Total		\$6,599.60
								Project Total		6,599.60
2017 12	2471	NSHS - Transitional Homeless SF Housing - 2109 Wirsing Ave	6092002	6	Completed	10/31/2017	2017	B17MC050003	EN	\$154.01
			6116354	4	Completed	1/24/2018	2016	B16MC050003	EN	\$6,499.90
			6129848	5	Completed	3/13/2018	2016	B16MC050003	EN	\$26,932.50
			6135364	4	Completed	3/27/2018	2016	B16MC050003	EN	\$19,417.50
			6142659	5	Completed	4/16/2018	2016	B16MC050003	EN	\$16,367.50
			6154076	2	Completed	5/22/2018	2016	B16MC050003	EN	\$13,792.50
			6158600	1	Completed	6/4/2018	2016	B16MC050003	EN	\$3,288.09
			6158600	2	Completed	6/4/2018	2017	B17MC050003	EN	\$4,711.91
								Activity Total		\$91,163.91
2017 12	2498	NSHS - Transitional Housing - 606 N 12th St. Housing	6129848	6	Completed	3/13/2018	2016	B16MC050003	EN	\$1,841.01
			6129848	7	Completed	3/13/2018	2017	B17MC050003	EN	\$4,658.89
			6142659	4	Completed	4/16/2018	2017	B17MC050003	EN	\$28,792.80
			6150758	2	Completed	5/8/2018	2017	B17MC050003	EN	\$18,217.80
			6165471	3	Completed	6/26/2018	2017	B17MC050003	EN	\$16,042.50
			6167509	1	Completed	6/28/2018	2017	B17MC050003	EN	\$12,187.09
								Activity Total		\$81,740.09
								Project Total		172,904.00

U.S. Department of Housing and Urban Development
 Office of Community Planning and Development
 Integrated Disbursement and Information System
 Drawdown Report by Project and Activity
 FORT SMITH, AR

Program Year/ Project	IDIS Act ID	Activity Name	Prior Year	Voucher Number	Line Item	Voucher Status	LOCCS Send Date	Grant Year	Grant Number	Fund Type	Drawn Amount
2017 13	Next Step Homeless Services - Case Management	2479	NSHS - Case Management - Public Service								
				6099394	4	Completed	11/28/2017	2017	B17MC050003	EN	\$9,249.50
				6103915	4	Completed	12/12/2017	2017	B17MC050003	EN	\$875.00
				6111672	3	Completed	1/10/2018	2017	B17MC050003	EN	\$6,250.00
				6125049	4	Completed	2/21/2018	2017	B17MC050003	EN	\$1,433.50
									Activity Total		\$17,808.00
									Project Total		17,808.00
2017 14	Riverview Hope Campus - Shelter Utilities	2490	Riverview Hope Campus - 301 S E St. - PS								
				6120206	3	Completed	2/6/2018	2017	B17MC050003	EN	\$9,894.00
									Activity Total		\$9,894.00
									Project Total		9,894.00
2017 15	WAC&GC, Inc. - WestArk RSVP - Medicare Counseling	2491	Westark RSVP - Medicare Counseling - PS								
				6129848	3	Completed	3/13/2018	2017	B17MC050003	EN	\$7,064.00
				6156808	2	Completed	5/29/2018	2017	B17MC050003	EN	\$2,830.00
									Activity Total		\$9,894.00
									Project Total		9,894.00
2017 16	WAC&GC, Inc. - WestArk RSVP - Tax Assistance	2492	WestArk RSVP - Tax Assistance - PS								
				6129848	2	Completed	3/13/2018	2017	B17MC050003	EN	\$5,400.00
				6156808	3	Completed	5/29/2018	2017	B17MC050003	EN	\$4,494.00
									Activity Total		\$9,894.00
									Project Total		9,894.00
2017 17	Fort Smith Housing Assistance Program	2482	Fort Smith Housing Assistance Program - PY 2017								
				6108015	5	Completed	12/22/2017	2017	B17MC050003	EN	\$470.03
				6116354	1	Completed	1/24/2018	2017	B17MC050003	PI	\$4,252.72
				6116354	2	Completed	1/24/2018	2016	B16MC050003	EN	\$2,052.28
				6120206	1	Completed	2/6/2018	2016	B16MC050003	EN	\$37,317.00

U.S. Department of Housing and Urban Development
 Office of Community Planning and Development
 Integrated Disbursement and Information System
 Drawdown Report by Project and Activity
 FORT SMITH, AR

DATE: 08-22-18
 TIME: 13:01
 PAGE: 6

Program Year/ Project	IDIS Act ID	Activity Name	Prior Year	Voucher Number	Line Item	Voucher Status	LOCCS Send Date	Grant Year	Grant Number	Fund Type	Drawn Amount
				6125049	6	Completed	2/21/2018	2016	B16MC050003	EN	\$16,172.05
				6129848	9	Completed	3/13/2018	2017	B17MC050003	PI	\$2,992.80
				6129848	10	Completed	3/13/2018	2016	B16MC050003	EN	\$507.20
				6133232	4	Completed	3/20/2018	2017	B17MC050003	PI	\$2,725.88
				6133232	5	Completed	3/20/2018	2016	B16MC050003	EN	\$7,925.12
				6135364	2	Completed	3/27/2018	2016	B16MC050003	EN	\$670.00
				6138144	1	Completed	4/3/2018	2017	B17MC050003	PI	\$7,697.72
				6138144	2	Completed	4/3/2018	2016	B16MC050003	EN	\$2,398.91
				6138144	3	Completed	4/3/2018	2017	B17MC050003	EN	\$4,118.87
				6140716	2	Completed	4/10/2018	2017	B17MC050003	EN	\$1,500.00
				6142659	7	Completed	4/16/2018	2017	B17MC050003	EN	\$8,059.95
				6145298	2	Completed	4/24/2018	2017	B17MC050003	EN	\$896.55
				6147711	1	Completed	4/30/2018	2017	B17MC050003	PI	\$2,936.35
				6147711	2	Completed	4/30/2018	2017	B17MC050003	EN	\$4,813.65
				6152699	1	Completed	5/15/2018	2017	B17MC050003	EN	\$10,880.00
				6156808	1	Completed	5/29/2018	2017	B17MC050003	EN	\$31,890.00
				6161454	1	Completed	6/11/2018	2014	B14MC050003	EN	\$8,482.43
				6161454	2	Completed	6/11/2018	2017	B17MC050003	PI	\$2,459.94
				6161454	3	Completed	6/11/2018	2015	B15MC050003	EN	\$1,122.80
				6165471	5	Completed	6/26/2018	2014	B14MC050003	EN	\$1,200.00
				6169290	3	Completed	7/9/2018	2014	B14MC050003	EN	\$263.40
			Y	6171108	2	Completed	7/16/2018	2014	B14MC050003	EN	\$18,643.38
			Y	6173521	2	Completed	7/23/2018	2014	B14MC050003	EN	\$1,410.79
			Y	6173521	3	Completed	7/23/2018	2017	B17MC050003	EN	\$29,535.02
			Y	6176121	1	Completed	7/30/2018	2017	B17MC050003	EN	\$1,975.00
			Y	6177690	1	Completed	8/6/2018	2017	B17MC050003	EN	\$2,775.00
			Y	6180326	1	Completed	8/13/2018	2017	B17MC050003	EN	\$3,634.00
			Y	6182323	3	Completed	8/20/2018	2018	B18MC050003	PI	\$2,540.48

U.S. Department of Housing and Urban Development
 Office of Community Planning and Development
 Integrated Disbursement and Information System
 Drawdown Report by Project and Activity
 FORT SMITH , AR

Program Year/ Project	IDIS Act ID	Activity Name	Prior Year	Voucher Number	Line Item	Voucher Status	AD	LOCCS Send Date	Grant Year	Grant Number	Fund Type	Drawn Amount
2017 18	2472	Fort Smith Housing Rehabilitation Administration										
		FS Housing Rehabilitation Administration PY 2017										
				6092002	5	Completed		10/31/2017	2017	B17MC050003	EN	\$287.00
				6095548	2	Completed		11/14/2017	2017	B17MC050003	EN	\$13,079.10
				6103915	3	Completed		12/12/2017	2017	B17MC050003	EN	\$287.00
				6108015	1	Completed		12/22/2017	2017	B17MC050003	EN	\$3,588.78
				6111672	2	Completed		1/10/2018	2017	B17MC050003	EN	\$74.80
				6115298	3	Completed		1/22/2018	2017	B17MC050003	EN	\$10,911.24
				6125049	3	Completed		2/21/2018	2017	B17MC050003	EN	\$28.62
				6129848	8	Completed		3/13/2018	2017	B17MC050003	EN	\$287.00
				6133232	3	Completed		3/20/2018	2017	B17MC050003	EN	\$49.00
				6140716	1	Completed		4/10/2018	2017	B17MC050003	EN	\$348.99
				6142659	6	Completed		4/16/2018	2017	B17MC050003	EN	\$287.00
				6144654	4	Completed		4/24/2018	2017	B17MC050003	EN	\$11,650.30
				6147711	5	Completed		5/1/2018	2017	B17MC050003	EN	\$7,759.21
				6158600	4	Completed		6/4/2018	2017	B17MC050003	EN	\$298.00
				6169290	2	Completed		7/9/2018	2017	B17MC050003	EN	\$11,432.04
			Y	6171108	1	Completed		7/16/2018	2017	B17MC050003	EN	\$287.00
			Y	6180326	3	Completed		8/13/2018	2017	B17MC050003	EN	\$77.00
			Y	6182323	4	Completed		8/20/2018	2017	B17MC050003	EN	\$4,563.92
										Activity Total		\$224,319.32
										Project Total		224,319.32
2017 19	2493	Fort Smith Administration of CDBG & HOME										
		Fort Smith CDBG Administration - PY 2017										
				6144654	3	Completed		4/24/2018	2017	B17MC050003	EN	\$5,642.97
				6145298	1	Completed		4/24/2018	2017	B17MC050003	EN	\$161.01
				6147711	3	Completed		5/1/2018	2017	B17MC050003	PI	\$730.00
										Activity Total		\$65,296.00
										Project Total		65,296.00

U.S. Department of Housing and Urban Development
 Office of Community Planning and Development
 Integrated Disbursement and Information System
 Drawdown Report by Project and Activity
 FORT SMITH, AR

Program Year/ Project	IDIS Act ID	Activity Name	Prior Year	Voucher Number	Line Item	Voucher Status	AD	LOCCS Send Date	Grant Year	Grant Number	Fund Type	Drawn Amount
				6147711	4	Completed		5/1/2018	2017	B17MC050003	EN	\$14,886.57
				6161454	6	Completed		6/11/2018	2017	B17MC050003	PI	\$256.00
				6165471	1	Completed		6/26/2018	2017	B17MC050003	PI	\$354.00
				6165471	2	Completed		6/26/2018	2017	B17MC050003	EN	\$313.40
			Y	6169290	1	Completed		7/9/2018	2017	B17MC050003	EN	\$21,419.85
			Y	6173521	1	Completed		7/23/2018	2017	B17MC050003	EN	\$106.93
			Y	6180326	2	Completed		8/13/2018	2017	B17MC050003	EN	\$3,027.92
			Y	6182323	1	Completed		8/20/2018	2018	B18MC050003	PI	\$2,655.00
			Y	6182323	2	Completed		8/20/2018	2017	B17MC050003	EN	\$25,509.40
										Activity Total		\$75,063.05
2017	19	Fort Smith Administration of CDBG & HOME										
		2494		City of Fort Smith HOME Administration - PY 2017								
				6115301	2	Completed		1/22/2018	2017	M17MC050202	AD	\$10,502.73
				6120219	1	Completed		2/6/2018	2017	M17MC050202	AD	\$63.44
				6142661	1	Completed		4/16/2018	2017	M17MC050202	PA	\$64.09
				6144660	1	Completed		4/24/2018	2017	M17MC050202	PA	\$12,186.32
				6147718	1	Completed		5/1/2018	2017	M17MC050202	AD	\$4,817.43
				6147718	2	Completed		5/1/2018	2017	M17MC050202	PA	\$3,696.59
				6165475	1	Completed		6/26/2018	2017	M17MC050202	AD	\$272.60
				6169292	1	Completed		7/9/2018	2017	M17MC050202	AD	\$11,690.84
				6180327	1	Completed		8/13/2018	2017	M17MC050202	AD	\$1,530.00
				6182340	1	Completed		8/20/2018	2017	M17MC050202	AD	\$566.96
				6182340	2	Completed		8/20/2018	2018	M18MC050202	PA	\$1,442.50
										Activity Total		\$46,833.50
										Project Total		121,896.55
										Program Year 2017 Total		1,189,824.24

U.S. DEPARTMENT OF HOUSING AND
URBAN DEVELOPMENT
OFFICE OF COMMUNITY PLANNING AND
DEVELOPMENT

DATE: 8/22/2018
TIME: 2:42:39 PM
PAGE: 1/4

PR06 - Summary of Consolidated Plan
Projects for Report Year

IDIS

Plan IDIS Year Project	Project Title and Description	Program
2017 1	Bost, Inc. - Marilyn Foster Building Flooring	CDBG
2	CSCDC - Community Dental Clinic - Dental Treatment	CDBG
3	CSCDC - Affordable New Homes - CHDO	HOME
4	Crisis Intervention Center - Case Management	CDBG
5	FS Children's Emergency Shelter - Fence Project	CDBG
6	FS Children's Emergency Shelter - Flooring & Bathroom Project	CDBG
7	Fountain of Youth Adult Day Care Center	CDBG
8	Girls, Inc. - Participation Assistance	CDBG
9	Good Samaritan Clinic - Health Services	CDBG
10	Harbor House - Gateway Recovery Center - Fence	CDBG
11	Harbor House, Inc. - Gateway and Harbor - Mattresses	CDBG
12	Next Step Homeless Services - Transitional SF Housing	CDBG
13	Next Step Homeless Services - Case Management	CDBG
14	Riverview Hope Campus - Shelter Utilities	CDBG
15	WAC&GC, Inc. - WestArk RSVP - Medicare Counseling	CDBG
16	WAC&GC, Inc. - WestArk RSVP - Tax Assistance	CDBG

U.S. DEPARTMENT OF HOUSING AND
 URBAN DEVELOPMENT
 OFFICE OF COMMUNITY PLANNING AND
 DEVELOPMENT

DATE: 8/22/2018
 TIME: 2:42:39 PM
 PAGE: 2/4

PR06 - Summary of Consolidated Plan
 Projects for Report Year

IDIS

Project Estimate	Committed Amount	Amount Drawn Thru Report Year	Amount Available to Draw	Amount Drawn in Report Year
\$28,875.00	\$14,908.44	\$14,908.44	\$0.00	\$14,908.44
\$18,000.00	\$12,850.00	\$12,850.00	\$0.00	\$12,850.00
\$420,000.00	\$182,269.00	\$425,547.80	(\$243,278.80)	\$425,547.80
\$19,786.00	\$19,786.00	\$19,786.00	\$0.00	\$19,786.00
\$18,800.00	\$0.00	\$0.00	\$0.00	\$0.00
\$49,055.00	\$49,055.00	\$49,055.00	\$0.00	\$49,055.00
\$5,128.00	\$5,128.00	\$5,128.00	\$0.00	\$5,128.00
\$5,936.00	\$4,725.00	\$4,725.00	\$0.00	\$4,725.00
\$10,882.00	\$3,102.53	\$3,102.53	\$0.00	\$3,102.53
\$16,848.00	\$16,216.00	\$16,216.00	\$0.00	\$16,216.00
\$9,894.00	\$6,599.60	\$6,599.60	\$0.00	\$6,599.60
\$172,904.00	\$172,904.00	\$172,904.00	\$0.00	\$172,904.00
\$17,808.00	\$17,808.00	\$17,808.00	\$0.00	\$17,808.00
\$9,894.00	\$9,894.00	\$9,894.00	\$0.00	\$9,894.00
\$9,894.00	\$9,894.00	\$9,894.00	\$0.00	\$9,894.00
\$9,894.00	\$9,894.00	\$9,894.00	\$0.00	\$9,894.00

U.S. DEPARTMENT OF HOUSING AND
 URBAN DEVELOPMENT
 OFFICE OF COMMUNITY PLANNING AND
 DEVELOPMENT

DATE: 8/22/2018
 TIME: 2:42:39 PM
 PAGE: 3/4

PR06 - Summary of Consolidated Plan
 Projects for Report Year

IDIS

Plan IDIS Year Project	Project Title and Description	Program
2017 17	Fort Smith Housing Assistance Program	CDBG
	This project provides for housing assistance to income qualified, owner-occupied, single family homes that need emergency assistance or rehabilitation to bring the structure up to current health and safety codes.	
18	Fort Smith Housing Rehabilitation Administration	CDBG
	This activity provides for the administration of the housing rehabilitation assistance program to include applicant verification, work descriptions, environmental reviews, procurement of contractors, close-out and mortgage preparation and recording at courthouse.	
19	Fort Smith Administration of CDBG & HOME	CDBG HOME
	The administration of the CDBG and HOME Programs to includes all regulatory requirements.	
20	Fort Smith Fair Housing Outreach and Education	CDBG
	Funding to provide billboards, fair housing education and celebrate Fair Housing month in April 2018.	
21	Un-programmed Funding	CDBG
	This amount is set-aside for cost overruns on construction projects. Upon the completion of the CDBG construction projects, the balance, if any will transfer to the Housing Assistance Program per resolution R-45-17	

U.S. DEPARTMENT OF HOUSING AND
 URBAN DEVELOPMENT
 OFFICE OF COMMUNITY PLANNING AND
 DEVELOPMENT
 PR06 - Summary of Consolidated Plan
 Projects for Report Year

DATE: 8/22/2018
 TIME: 2:42:39 PM
 PAGE: 4/4

IDIS

Project Estimate	Committed Amount	Amount Drawn Thru Report Year	Amount Available to Draw	Amount Drawn in Report Year
\$304,326.00	\$361,214.65	\$224,055.92	\$137,158.73	\$224,055.92
\$59,360.00	\$65,296.00	\$49,300.04	\$15,995.96	\$49,300.04
\$171,935.00	\$155,930.00	\$53,643.20	\$102,286.80	\$53,643.20
\$124,444.00	\$46,833.50	\$31,603.20	\$15,230.30	\$31,603.20
\$5,000.00	\$0.00	\$0.00	\$0.00	\$0.00
\$18,992.00	\$0.00	\$0.00	\$0.00	\$0.00

Report for Program:CDBG, HOME

*Data Only Provided for Time Period Queried:07-01-2017 to 06-30-2018

Program Year	Program	Associated Grant Number	Fund Type	Estimated Income for Year	Transaction	Voucher #	Voucher Created	Voucher Type	IDIS Proj. ID	IDIS Actv. ID	Matrix Code	Received/Drawn Amount
2016	CDBG	B16MC050003	PI	0.00	RECEIPTS							
						5229908001	07-21-17		18	2438	14A	4,208.90
						5229911001	07-21-17		19	2439	21A	1,050.00
					DRAWS							
						6063624001	07-24-17	PY	19	2439	21A	1,050.00
						6063624003	07-24-17	PY	18	2438	14A	537.00
						6068230001	08-08-17	PY	18	2438	14A	3,671.90
										PI Receipts		5,258.90
										PI Draws		5,258.90
										PI Balance		0.00

2016 CDBG

Total CDBG Receipts*: 5,258.90
Total CDBG Draws against Receipts*: 5,258.90
Total CDBG Receipt Fund Balance*: 0.00

PA	DRWS	Voucher #	Voucher Created	Voucher Type	IDIS Proj. ID	IDIS Actv. ID	Received/Drawn Amount
		6063635001	07-24-17	PY	19	2445	384.07
		6063817001	07-25-17	PY	19	2445	300.00
		6068234001	08-08-17	PY	19	2445	1,305.00
		6073150002	08-23-17	PY	19	2445	1,953.24

Receipts

Program Year	Program	Associated Grant Number	Fund Type	Income for Year	Estimated	Transaction	Voucher #	Voucher Created	Voucher Type	IDIS Proj. ID	IDIS Actv. ID	Matrix Code	Received/Drawn Amount
--------------	---------	-------------------------	-----------	-----------------	-----------	-------------	-----------	-----------------	--------------	---------------	---------------	-------------	-----------------------

2016 HOME M16MC050202
Total Local Account Receipts
Total Local Account Draws 3,942.31
Total Local Account Balance (3,942.31)

2017	CDBG	B17MC050003	PI	0.00									
RECEIPTS													
						5231909001	08-18-17	18	2438	14A			3,165.12
						5231911001	08-18-17	19	2439	21A			790.00
						5235505001	09-29-17	18	2438	14A			2,849.25
						5235506001	09-29-17	19	2439	21A			700.00
						5236890001	10-16-17	18	2438	14A			3,038.62
						5236893001	10-16-17	19	2439	21A			750.00
						5239286001	11-15-17	18	2438	14A			13,960.86
						5239287001	11-15-17	19	2439	21A			3,395.00
						5243842001	01-09-18	19	2439	21A			750.00
						5243843001	01-09-18	17	2482	14A			4,252.72
						5248629001	03-02-18	19	2439	21A			2,992.80
						5248631001	03-02-18	17	2482	14A			745.00
						5249636001	03-13-18	17	2482	14A			2,725.88
						5249638001	03-13-18	19	2439	21A			680.00
						5250502001	03-23-18	17	2482	14A			7,697.72
						5250503001	03-23-18	19	2439	21A			1,920.00
						5253139001	04-25-18	17	2482	14A			2,936.35
						5253142001	04-25-18	19	2493	21A			730.00
						5255964001	05-30-18	17	2482	14A			2,459.94
						5255968001	05-30-18	19	2493	21A			610.00

DRAWS

Program Year	Program	Associated Grant Number	Fund Type	Income for Year	Estimated Transaction	Voucher #	Voucher Created	Voucher Type	IDIS Proj. ID	IDIS Actv. ID	Matrix Code	Received/Drawn Amount
						6072729003	08-22-17	PY	19	2439	21A	790.00
						6076120001	09-01-17	PY	18	2438	14A	870.93
						6080168001	09-19-17	PY	18	2438	14A	2,294.19
						6084199001	10-02-17	PY	19	2439	21A	663.29
						6092002001	10-31-17	PY	19	2439	21A	786.71
						6092002003	10-31-17	PY	18	2438	14A	5,887.87
						6099394001	11-28-17	PY	18	2438	14A	13,960.86
						6099394003	11-28-17	PY	19	2439	21A	461.64
						6103915002	12-12-17	PY	19	2439	21A	831.55
						6108015002	12-21-17	PY	19	2439	21A	1,678.92
						6111672001	01-09-18	PY	19	2439	21A	356.06
						6115298001	01-19-18	PY	19	2439	21A	816.83
						6116354001	01-23-18	PY	17	2482	14A	4,252.72
						6129848009	03-06-18	PY	17	2482	14A	2,992.80
						6133232004	03-15-18	PY	17	2482	14A	2,725.88
						6135364001	03-21-18	PY	19	2439	21A	440.00
						6138144001	03-28-18	PY	17	2482	14A	7,697.72
						6142659003	04-12-18	PY	19	2439	21A	362.91
						6144654001	04-18-18	PY	19	2439	21A	2,542.09
						6147711001	04-26-18	PY	17	2482	14A	2,936.35
						6147711003	04-26-18	PY	19	2493	21A	730.00
						6161454002	06-11-18	PY	17	2482	14A	2,459.94
						6161454006	06-11-18	PY	19	2493	21A	256.00
						6165471001	06-22-18	PY	19	2493	21A	354.00
										PI Receipts		57,149.26
										PI Draws		57,149.26
										PI Balance		0.00
2017	CDBG									Total CDBG Receipts*:		57,149.26
										Total CDBG Draws against Receipts*:		57,149.26
										Total CDBG Receipt Fund Balance*:		0.00

Program Year	Program	Associated Grant Number	Fund Type	Income for Year	Estimated	Transaction	Voucher #	Voucher Created	Voucher Type	IDIS Proj. ID	IDIS Actv. ID	Matrix Code	Received/Drawn Amount
2017	HOME	M17MC050202	PI	0.00		RECEIPTS							
							5229912001	07-21-17		19	2445		70.49
							5231015001	08-07-17					100,402.81
							5231017001	08-07-17					73,666.12
							5231020001	08-07-17					98,166.95
							5235515001	09-29-17		19	2445		5,905.00
							5247381001	02-21-18		3	2477		27,261.30
							5247382001	02-21-18		3	2478		12,195.00
							5248755001	03-05-18		19	2494		15,947.00
							5253123001	04-25-18		3	2481		26,092.50
							5257033001	06-11-18		3	2499		95,000.00
			PI			DRAWS							
							6068234002	08-08-17	PY	21	2456		100,402.81
							6068234003	08-08-17	PY	21	2457		73,666.12
							6068234004	08-08-17	PY	21	2458		98,166.95
							6073150003	08-23-17	PY	20	2459		63.44
							6126425001	02-22-18	PY	3	2477		27,261.30
							6126425002	02-22-18	PY	3	2478		12,195.00
							6147737001	04-26-18	PY	3	2481		26,092.50
							6162998001	06-14-18	PY	3	2499		95,000.00
			PA			DRAWS							
							6063635002	07-24-17	PY	19	2445		7.05
							6084235001	10-02-17	PY	19	2445		257.81
							6092006001	10-31-17	PY	19	2445		232.35
							6095553002	11-14-17	PY	19	2445		5,414.84
							6142661001	04-12-18	PY	19	2494		64.09
							6144660001	04-18-18	PY	19	2494		12,186.32
							6147718002	04-26-18	PY	19	2494		3,696.59
												Receipts	454,707.17

Program Year	Program	Associated Grant Number	Fund Type	Income for Year	Transaction	Voucher #	Voucher Created	Voucher Type	IDIS Proj. ID	IDIS Actv. ID	Matrix Code	Received/Drawn Amount
2017	HOME	M17MC050202	HP	0.00	RECEIPTS							
											PI Draws	432,848.12
											PA Draws	21,859.05
											Balance	(0.00)
						5234559001	09-20-17					1,083.33
						5243818001	01-09-18					1,687.64
						5247092001	02-20-18					1,333.48
			HP		DRAWS							
						6084235002	10-02-17	PY	2	2466		1,083.33
						6111829003	01-09-18	PY	2	2497		1,687.64
											HP Receipts	4,104.45
											HP Draws	2,770.97
											HP Balance	1,333.48
2017	HOME	M17MC050202									Total Local Account Receipts	458,811.62
											Total Local Account Draws	457,478.14
											Total Local Account Balance	1,333.48



FORT SMITH

Count of CDBG Activities with Disbursements by Activity Group & Matrix Code

Activity Group	Activity Category	Open Count	Open Activities Disbursed	Completed Count	Completed Activities Disbursed	Program Year Count	Total Activities Disbursed
Housing	Construction of Housing (12)	1	\$14,025.96	3	\$15,831.04	4	\$29,857.00
	Rehab; Single-Unit Residential (14A)	1	\$224,055.92	1	\$125,434.73	2	\$349,490.65
	Rehabilitation Administration (14H)	1	\$49,300.04	1	\$5,499.20	2	\$54,799.24
	Total Housing	3	\$287,381.92	5	\$146,764.97	8	\$434,146.89
Public Facilities and Improvements	Handicapped Centers (03B)	0	\$0.00	1	\$14,908.44	1	\$14,908.44
	Homeless Facilities (not operating costs) (03C)	0	\$0.00	4	\$172,904.00	4	\$172,904.00
	Youth Centers (03D)	0	\$0.00	1	\$78,870.20	1	\$78,870.20
	Water/Sewer Improvements (03J)	2	\$0.00	0	\$0.00	2	\$0.00
	Child Care Centers (03M)	0	\$0.00	1	\$0.00	1	\$0.00
	Health Facilities (03P)	0	\$0.00	2	\$33,962.00	2	\$33,962.00
	Abused and Neglected Children Facilities (03Q)	0	\$0.00	1	\$49,055.00	1	\$49,055.00
	Total Public Facilities and Improvements	2	\$0.00	10	\$349,699.64	12	\$349,699.64
Public Services	Senior Services (05A)	0	\$0.00	3	\$19,788.00	3	\$19,788.00
	Youth Services (05D)	0	\$0.00	1	\$4,725.00	1	\$4,725.00
	Substance Abuse Services (05F)	0	\$0.00	1	\$6,599.60	1	\$6,599.60
	Battered and Abused Spouses (05G)	0	\$0.00	1	\$19,786.00	1	\$19,786.00
	Health Services (05M)	0	\$0.00	4	\$21,479.53	4	\$21,479.53
	Other Public Services Not Listed in 05A-05Y, 03T (05Z)	0	\$0.00	2	\$27,702.00	2	\$27,702.00
	Total Public Services	0	\$0.00	12	\$100,080.13	12	\$100,080.13
General Administration and Planning	General Program Administration (21A)	1	\$53,643.20	1	\$109,683.29	2	\$163,326.49
	Total General Administration and Planning	1	\$53,643.20	1	\$109,683.29	2	\$163,326.49
Grand Total		6	\$341,025.12	28	\$706,228.03	34	\$1,047,253.15



FORT SMITH

CDBG Sum of Actual Accomplishments by Activity Group and Accomplishment Type

Activity Group	Matrix Code	Accomplishment Type	Open Count	Completed Count	Program Year Totals
Housing	Construction of Housing (12)	Housing Units	0	0	0
	Rehab; Single-Unit Residential (14A)	Housing Units	0	27	27
	Rehabilitation Administration (14H)	Housing Units	0	0	0
	Total Housing		0	27	27
Public Facilities and Improvements	Handicapped Centers (03B)	Public Facilities	0	150	150
	Homeless Facilities (not operating costs) (03C)	Public Facilities	0	610	610
	Youth Centers (03D)	Public Facilities	0	34	34
	Water/Sewer Improvements (03J)	Housing Units	0	0	0
	Child Care Centers (03M)	Public Facilities	0	332	332
	Health Facilities (03P)	Public Facilities	0	195	195
	Abused and Neglected Children Facilities (03Q)	Public Facilities	0	24	24
	Total Public Facilities and Improvements		0	1,345	1,345
	Public Services	Senior Services (05A)	Persons	0	575
Youth Services (05D)		Persons	0	35	35
Substance Abuse Services (05F)		Persons	0	80	80
Battered and Abused Spouses (05G)		Persons	0	78	78
Health Services (05M)		Persons	0	537	537
Other Public Services Not Listed in 05A-05Y, 03T (05Z)		Persons	0	1,163	1,163
Total Public Services			0	2,468	2,468
Grand Total		0	3,840	3,840	



FORT SMITH

CDBG Beneficiaries by Racial / Ethnic Category

Housing-Non Housing	Race	Total Persons	Total Hispanic Persons	Total Hispanic Households	Total Hispanic Households
Housing	White	0	0	10	3
	Black/African American	0	0	17	0
	Total Housing	0	0	27	3
Non Housing	White	3,011	185	0	0
	Black/African American	511	6	0	0
	Asian	53	0	0	0
	American Indian/Alaskan Native	88	0	0	0
	Native Hawaiian/Other Pacific Islander	11	0	0	0
	American Indian/Alaskan Native & White	24	0	0	0
	Asian & White	16	0	0	0
	Black/African American & White	18	0	0	0
	Other multi-racial	81	5	0	0
	Total Non Housing	3,813	196	0	0
Grand Total	White	3,011	185	10	3
	Black/African American	511	6	17	0
	Asian	53	0	0	0
	American Indian/Alaskan Native	88	0	0	0
	Native Hawaiian/Other Pacific Islander	11	0	0	0
	American Indian/Alaskan Native & White	24	0	0	0
	Asian & White	16	0	0	0
	Black/African American & White	18	0	0	0
	Other multi-racial	81	5	0	0
	Total Grand Total	3,813	196	27	3



FORT SMITH

CDBG Beneficiaries by Income Category

Income Levels	Owner Occupied	Renter Occupied	Persons
Non Housing	0	0	1,967
Extremely Low (<=30%)	0	0	93
Low (>30% and <=50%)	0	0	393
Mod (>50% and <=80%)	0	0	2,453
Total Low-Mod	0	0	0
Non Low-Mod (>80%)	0	0	0
Total Beneficiaries	0	0	2,453



Program Year: 2017

Start Date 01-Jul-2017 - End Date 30-Jun-2018

FORT SMITH

Home Disbursements and Unit Completions

Activity Type	Disbursed Amount	Units Completed	Units Occupied
First Time Homebuyers	\$968,199.58	26	26
Total, Homebuyers and Homeowners	\$968,199.58	26	26
Grand Total	\$968,199.58	26	26

Home Unit Completions by Percent of Area Median Income

Activity Type	0% - 30%	31% - 50%	51% - 60%	61% - 80%	Total 0% - 80%	Units Completed
First Time Homebuyers	4	4	4	14	12	26
Total, Homebuyers and Homeowners	4	4	4	14	12	26
Grand Total	4	4	4	14	12	26

Home Unit Reported As Vacant

Activity Type	Reported as Vacant
First Time Homebuyers	0
Total, Homebuyers and Homeowners	0
Grand Total	0



Program Year: 2017
 Start Date 01-Jul-2017 - End Date 30-Jun-2018
FORT SMITH

Home Unit Completions by Racial / Ethnic Category

	First Time Homebuyers	
	Units Completed	Units Completed - Hispanics
White	22	14
Black/African American	1	0
Asian	2	0
Black/African American & White	1	0
Total	26	14

	Total, Homebuyers and Homeowners		Grand Total	
	Units Completed	Units Completed - Hispanics	Units Completed	Units Completed - Hispanics
White	22	14	22	14
Black/African American	1	0	1	0
Asian	2	0	2	0
Black/African American & White	1	0	1	0
Total	26	14	26	14



PART I: SUMMARY OF CDBG RESOURCES

01 UNEXPENDED CDBG FUNDS AT END OF PREVIOUS PROGRAM YEAR	0.00
02 ENTITLEMENT GRANT	759,701.00
03 SURPLUS URBAN RENEWAL	0.00
04 SECTION 108 GUARANTEED LOAN FUNDS	0.00
05 CURRENT YEAR PROGRAM INCOME	57,149.26
05a CURRENT YEAR SECTION 108 PROGRAM INCOME (FOR SI TYPE)	0.00
06 FUNDS RETURNED TO THE LINE-OF-CREDIT	0.00
06a FUNDS RETURNED TO THE LOCAL CDBG ACCOUNT	0.00
07 ADJUSTMENT TO COMPUTE TOTAL AVAILABLE	0.00
08 TOTAL AVAILABLE (SUM, LINES 01-07)	816,850.26

PART II: SUMMARY OF CDBG EXPENDITURES

09 DISBURSEMENTS OTHER THAN SECTION 108 REPAYMENTS AND PLANNING/ADMINISTRATION	883,926.66
10 ADJUSTMENT TO COMPUTE TOTAL AMOUNT SUBJECT TO LOW/MOD BENEFIT	0.00
11 AMOUNT SUBJECT TO LOW/MOD BENEFIT (LINE 09 + LINE 10)	883,926.66
12 DISBURSED IN IDIS FOR PLANNING/ADMINISTRATION	163,326.49
13 DISBURSED IN IDIS FOR SECTION 108 REPAYMENTS	0.00
14 ADJUSTMENT TO COMPUTE TOTAL EXPENDITURES	0.00
15 TOTAL EXPENDITURES (SUM, LINES 11-14)	1,047,253.15
16 UNEXPENDED BALANCE (LINE 08 - LINE 15)	(230,402.89)

PART III: LOWMOD BENEFIT THIS REPORTING PERIOD

17 EXPENDED FOR LOW/MOD HOUSING IN SPECIAL AREAS	0.00
18 EXPENDED FOR LOW/MOD MULTI-UNIT HOUSING	0.00
19 DISBURSED FOR OTHER LOW/MOD ACTIVITIES	883,926.66
20 ADJUSTMENT TO COMPUTE TOTAL LOW/MOD CREDIT	0.00
21 TOTAL LOW/MOD CREDIT (SUM, LINES 17-20)	883,926.66
22 PERCENT LOW/MOD CREDIT (LINE 21/LINE 11)	100.00%

LOW/MOD BENEFIT FOR MULTI-YEAR CERTIFICATIONS

23 PROGRAM YEARS(PY) COVERED IN CERTIFICATION	PY: 2015 PY: 2016 PY: 2017
24 CUMULATIVE NET EXPENDITURES SUBJECT TO LOW/MOD BENEFIT CALCULATION	0.00
25 CUMULATIVE EXPENDITURES BENEFITING LOW/MOD PERSONS	0.00
26 PERCENT BENEFIT TO LOW/MOD PERSONS (LINE 25/LINE 24)	0.00%

PART IV: PUBLIC SERVICE (PS) CAP CALCULATIONS

27 DISBURSED IN IDIS FOR PUBLIC SERVICES	100,080.13
28 PS UNLIQUIDATED OBLIGATIONS AT END OF CURRENT PROGRAM YEAR	0.00
29 PS UNLIQUIDATED OBLIGATIONS AT END OF PREVIOUS PROGRAM YEAR	0.00
30 ADJUSTMENT TO COMPUTE TOTAL PS OBLIGATIONS	0.00
31 TOTAL PS OBLIGATIONS (LINE 27 + LINE 28 - LINE 29 + LINE 30)	100,080.13
32 ENTITLEMENT GRANT	759,701.00
33 PRIOR YEAR PROGRAM INCOME	157,952.14
34 ADJUSTMENT TO COMPUTE TOTAL SUBJECT TO PS CAP	0.00
35 TOTAL SUBJECT TO PS CAP (SUM, LINES 32-34)	917,653.14
36 PERCENT FUNDS OBLIGATED FOR PS ACTIVITIES (LINE 31/LINE 35)	10.91%

PART V: PLANNING AND ADMINISTRATION (PA) CAP

37 DISBURSED IN IDIS FOR PLANNING/ADMINISTRATION	163,326.49
38 PA UNLIQUIDATED OBLIGATIONS AT END OF CURRENT PROGRAM YEAR	0.00
39 PA UNLIQUIDATED OBLIGATIONS AT END OF PREVIOUS PROGRAM YEAR	0.00
40 ADJUSTMENT TO COMPUTE TOTAL PA OBLIGATIONS	0.00
41 TOTAL PA OBLIGATIONS (LINE 37 + LINE 38 - LINE 39 +LINE 40)	163,326.49
42 ENTITLEMENT GRANT	759,701.00
43 CURRENT YEAR PROGRAM INCOME	57,149.26
44 ADJUSTMENT TO COMPUTE TOTAL SUBJECT TO PA CAP	0.00
45 TOTAL SUBJECT TO PA CAP (SUM, LINES 42-44)	816,850.26
46 PERCENT FUNDS OBLIGATED FOR PA ACTIVITIES (LINE 41/LINE 45)	19.99%



Office of Community Planning and Development
 U.S. Department of Housing and Urban Development
 Integrated Disbursement and Information System
 PR26 - CDBG Financial Summary Report
 Program Year 2017
 FORT SMITH , AR

DATE: 08-22-18
 TIME: 15:12
 PAGE: 2

LINE 17 DETAIL: ACTIVITIES TO CONSIDER IN DETERMINING THE AMOUNT TO ENTER ON LINE 17

Report returned no data.

LINE 18 DETAIL: ACTIVITIES TO CONSIDER IN DETERMINING THE AMOUNT TO ENTER ON LINE 18

Report returned no data.

LINE 19 DETAIL: ACTIVITIES INCLUDED IN THE COMPUTATION OF LINE 19

Plan Year	IDIS Project	IDIS Activity	Voucher Number	Activity Name	Matrix Code	National Objective	Drawn Amount
2017	1	2484	6133232	Bost, Inc. - Floor Covering Replacement - 7701 Zero St.	03B	LMC	\$14,908.44
					03B	Matrix Code	\$14,908.44
2017	12	2471	6092002	NSHS - Transitional Homeless SF Housing - 2109 Wirsing Ave	03C	LMC	\$154.01
2017	12	2471	6116354	NSHS - Transitional Homeless SF Housing - 2109 Wirsing Ave	03C	LMC	\$6,499.90
2017	12	2471	6129848	NSHS - Transitional Homeless SF Housing - 2109 Wirsing Ave	03C	LMC	\$26,932.50
2017	12	2471	6135364	NSHS - Transitional Homeless SF Housing - 2109 Wirsing Ave	03C	LMC	\$19,417.50
2017	12	2471	6142659	NSHS - Transitional Homeless SF Housing - 2109 Wirsing Ave	03C	LMC	\$16,367.50
2017	12	2471	6154076	NSHS - Transitional Homeless SF Housing - 2109 Wirsing Ave	03C	LMC	\$13,792.50
2017	12	2471	6158600	NSHS - Transitional Homeless SF Housing - 2109 Wirsing Ave	03C	LMC	\$8,000.00
2017	12	2498	6129848	NSHS - Transitional Housing - 606 N 12th St.	03C	LMC	\$6,499.90
2017	12	2498	6142659	NSHS - Transitional Housing - 606 N 12th St.	03C	LMC	\$28,792.80
2017	12	2498	6150758	NSHS - Transitional Housing - 606 N 12th St.	03C	LMC	\$18,217.80
2017	12	2498	6165471	NSHS - Transitional Housing - 606 N 12th St.	03C	LMC	\$16,042.50
2017	12	2498	6167509	NSHS - Transitional Housing - 606 N 12th St.	03C	LMC	\$12,187.09
					03C	Matrix Code	\$172,904.00
2016	7	2424	6111672	FS Childrens Emergency Shelter - Fence	03D	LMC	\$47,156.92
2016	7	2424	6129848	FS Childrens Emergency Shelter - Fence	03D	LMC	\$31,437.95
2016	7	2424	6142659	FS Childrens Emergency Shelter - Fence	03D	LMC	\$275.33
					03D	Matrix Code	\$78,870.20
2016	14	2431	6072729	Gateway Recovery - Security Gate	03P	LMC	\$17,746.00
2017	10	2488	6120206	Gateway Recovery - 3900 Armour St - Fence	03P	LMC	\$15,216.00
2017	10	2488	6129848	Gateway Recovery - 3900 Armour St - Fence	03P	LMC	\$1,000.00
					03P	Matrix Code	\$33,962.00
2017	6	2485	6152699	FS Children's Emergency Shelter - Flooring 3015 S 14 St.	03Q	LMC	\$49,055.00
					03Q	Matrix Code	\$49,055.00
2017	15	2491	6129848	Westark RSVP - Medicare Counseling - PS	05A	LMC	\$7,064.00
2017	15	2491	6156808	Westark RSVP - Medicare Counseling - PS	05A	LMC	\$2,830.00
2017	16	2492	6129848	WestArk RSVP - Tax Assistance - PS	05A	LMC	\$5,400.00
2017	16	2492	6156808	WestArk RSVP - Tax Assistance - PS	05A	LMC	\$4,494.00
					05A	Matrix Code	\$19,788.00
2017	8	2473	6095548	Girls, Inc. - Participation Assistance- Public Service	05D	LMC	\$1,295.00
2017	8	2473	6120206	Girls, Inc. - Participation Assistance- Public Service	05D	LMC	\$350.00
2017	8	2473	6125049	Girls, Inc. - Participation Assistance- Public Service	05D	LMC	\$315.00
2017	8	2473	6133232	Girls, Inc. - Participation Assistance- Public Service	05D	LMC	\$350.00
2017	8	2473	6140716	Girls, Inc. - Participation Assistance- Public Service	05D	LMC	\$455.00
2017	8	2473	6150758	Girls, Inc. - Participation Assistance- Public Service	05D	LMC	\$700.00
2017	8	2473	6161454	Girls, Inc. - Participation Assistance- Public Service	05D	LMC	\$1,260.00
					05D	Matrix Code	\$4,725.00
2017	11	2489	6162998	Harbor House and Gateway - Mattresses - PS	05F	LMC	\$6,599.60
					05F	Matrix Code	\$6,599.60
2017	4	2480	6103915	Crisis Intervention Center - Case Management - PS	05G	LMC	\$9,900.00



Office of Community Planning and Development
 U.S. Department of Housing and Urban Development
 Integrated Disbursement and Information System
 PR26 - CDBG Financial Summary Report
 Program Year 2017
 FORT SMITH , AR

DATE: 08-22-18
 TIME: 15:12
 PAGE: 3

Plan Year	IDIS Project	IDIS Activity	Voucher Number	Activity Name	Matrix Code	National Objective	Drawn Amount
2017	4	2480	6108015	Crisis Intervention Center - Case Management - PS	05G	LMC	\$3,600.00
2017	4	2480	6111672	Crisis Intervention Center - Case Management - PS	05G	LMC	\$4,200.00
2017	4	2480	6125049	Crisis Intervention Center - Case Management - PS	05G	LMC	\$2,086.00
					05G	Matrix Code	\$19,786.00
2016	1	2421	6068386	Community Dental Clinic - Dental Fees PS	05M	LMC	\$399.00
2017	2	2483	6120206	Community Dental Clinic - Forgotten Smile - PS	05M	LMC	\$4,150.00
2017	2	2483	6135364	Community Dental Clinic - Forgotten Smile - PS	05M	LMC	\$1,400.00
2017	2	2483	6140716	Community Dental Clinic - Forgotten Smile - PS	05M	LMC	\$1,050.00
2017	2	2483	6142659	Community Dental Clinic - Forgotten Smile - PS	05M	LMC	\$1,550.00
2017	2	2483	6154076	Community Dental Clinic - Forgotten Smile - PS	05M	LMC	\$2,050.00
2017	2	2483	6158600	Community Dental Clinic - Forgotten Smile - PS	05M	LMC	\$1,950.00
2017	2	2483	6161454	Community Dental Clinic - Forgotten Smile - PS	05M	LMC	\$700.00
2017	7	2486	6165471	Fountain of Youth Adult Day Care Center - 2801 McKinley - PS	05M	LMC	\$5,128.00
2017	9	2487	6167509	Good Samaritan Clinic - 615 N B St - PS	05M	LMC	\$3,102.53
					05M	Matrix Code	\$21,479.53
2017	13	2479	6099394	NSHS - Case Management - Public Service	05Z	LMC	\$9,249.50
2017	13	2479	6103915	NSHS - Case Management - Public Service	05Z	LMC	\$875.00
2017	13	2479	6111672	NSHS - Case Management - Public Service	05Z	LMC	\$6,250.00
2017	13	2479	6125049	NSHS - Case Management - Public Service	05Z	LMC	\$1,433.50
2017	14	2490	6120206	Riverview Hope Campus - 301 S E St. - PS	05Z	LMC	\$9,894.00
					05Z	Matrix Code	\$27,702.00
2016	3	2455	6063624	CSCDC - Acq/NCO - 7808 S 24th St.	12	LMH	\$15,831.04
2016	3	2501	6165837	CSCDC - Acq/NCO - 1217 S. 17th St	12	LMH	\$14,025.96
					12	Matrix Code	\$29,857.00
2016	18	2438	6058884	Fort Smith Housing Rehabilitation Assistance - PY 2016	14A	LMH	\$41,915.00
2016	18	2438	6063624	Fort Smith Housing Rehabilitation Assistance - PY 2016	14A	LMH	\$537.00
2016	18	2438	6068230	Fort Smith Housing Rehabilitation Assistance - PY 2016	14A	LMH	\$3,671.90
2016	18	2438	6076120	Fort Smith Housing Rehabilitation Assistance - PY 2016	14A	LMH	\$870.93
2016	18	2438	6080168	Fort Smith Housing Rehabilitation Assistance - PY 2016	14A	LMH	\$2,900.00
2016	18	2438	6092002	Fort Smith Housing Rehabilitation Assistance - PY 2016	14A	LMH	\$7,200.00
2016	18	2438	6095548	Fort Smith Housing Rehabilitation Assistance - PY 2016	14A	LMH	\$823.32
2016	18	2438	6099394	Fort Smith Housing Rehabilitation Assistance - PY 2016	14A	LMH	\$32,279.00
2016	18	2438	6103915	Fort Smith Housing Rehabilitation Assistance - PY 2016	14A	LMH	\$23,874.85
2016	18	2438	6108015	Fort Smith Housing Rehabilitation Assistance - PY 2016	14A	LMH	\$11,362.73
2017	17	2482	6108015	Fort Smith Housing Assistance Program - PY 2017	14A	LMH	\$470.03
2017	17	2482	6116354	Fort Smith Housing Assistance Program - PY 2017	14A	LMH	\$6,305.00
2017	17	2482	6120206	Fort Smith Housing Assistance Program - PY 2017	14A	LMH	\$37,317.00
2017	17	2482	6125049	Fort Smith Housing Assistance Program - PY 2017	14A	LMH	\$16,172.05
2017	17	2482	6129848	Fort Smith Housing Assistance Program - PY 2017	14A	LMH	\$3,500.00
2017	17	2482	6133232	Fort Smith Housing Assistance Program - PY 2017	14A	LMH	\$10,651.00
2017	17	2482	6135364	Fort Smith Housing Assistance Program - PY 2017	14A	LMH	\$670.00
2017	17	2482	6138144	Fort Smith Housing Assistance Program - PY 2017	14A	LMH	\$14,215.50
2017	17	2482	6140716	Fort Smith Housing Assistance Program - PY 2017	14A	LMH	\$1,500.00
2017	17	2482	6142659	Fort Smith Housing Assistance Program - PY 2017	14A	LMH	\$8,059.95
2017	17	2482	6145298	Fort Smith Housing Assistance Program - PY 2017	14A	LMH	\$896.55
2017	17	2482	6147711	Fort Smith Housing Assistance Program - PY 2017	14A	LMH	\$7,750.00
2017	17	2482	6152699	Fort Smith Housing Assistance Program - PY 2017	14A	LMH	\$10,880.00
2017	17	2482	6156808	Fort Smith Housing Assistance Program - PY 2017	14A	LMH	\$31,890.00
2017	17	2482	6161454	Fort Smith Housing Assistance Program - PY 2017	14A	LMH	\$12,065.17
2017	17	2482	6165471	Fort Smith Housing Assistance Program - PY 2017	14A	LMH	\$1,200.00
2017	17	2482	6171108	Fort Smith Housing Assistance Program - PY 2017	14A	LMH	\$18,643.38
2017	17	2482	6173521	Fort Smith Housing Assistance Program - PY 2017	14A	LMH	\$30,945.81
2017	17	2482	6176121	Fort Smith Housing Assistance Program - PY 2017	14A	LMH	\$1,975.00
2017	17	2482	6177690	Fort Smith Housing Assistance Program - PY 2017	14A	LMH	\$2,775.00
2017	17	2482	6180326	Fort Smith Housing Assistance Program - PY 2017	14A	LMH	\$3,634.00



Office of Community Planning and Development
 U.S. Department of Housing and Urban Development
 Integrated Disbursement and Information System
 PR26 - CDBG Financial Summary Report
 Program Year 2017
 FORT SMITH , AR

DATE: 08-22-18
 TIME: 15:12
 PAGE: 4

Plan Year	IDIS Project	IDIS Activity	Voucher Number	Activity Name	Matrix Code	National Objective	Drawn Amount	
2017	17	2482	6182323	Fort Smith Housing Assistance Program - PY 2017	14A	LMH	\$2,540.48	
						14A	Matrix Code	\$349,490.65
2016	20	2415	6058884	Housing Rehabilitation Administration - COFS	14H	LMC	\$28.00	
2016	20	2415	6072729	Housing Rehabilitation Administration - COFS	14H	LMC	\$5,471.20	
2017	18	2472	6092002	FS Housing Rehabilitation Administration PY 2017	14H	LMH	\$287.00	
2017	18	2472	6095548	FS Housing Rehabilitation Administration PY 2017	14H	LMH	\$13,079.10	
2017	18	2472	6103915	FS Housing Rehabilitation Administration PY 2017	14H	LMH	\$287.00	
2017	18	2472	6108015	FS Housing Rehabilitation Administration PY 2017	14H	LMH	\$3,588.78	
2017	18	2472	6111672	FS Housing Rehabilitation Administration PY 2017	14H	LMH	\$74.80	
2017	18	2472	6115298	FS Housing Rehabilitation Administration PY 2017	14H	LMH	\$10,911.24	
2017	18	2472	6125049	FS Housing Rehabilitation Administration PY 2017	14H	LMH	\$28.62	
2017	18	2472	6129848	FS Housing Rehabilitation Administration PY 2017	14H	LMH	\$287.00	
2017	18	2472	6133232	FS Housing Rehabilitation Administration PY 2017	14H	LMH	\$49.00	
2017	18	2472	6140716	FS Housing Rehabilitation Administration PY 2017	14H	LMH	\$348.99	
2017	18	2472	6142659	FS Housing Rehabilitation Administration PY 2017	14H	LMH	\$287.00	
2017	18	2472	6144654	FS Housing Rehabilitation Administration PY 2017	14H	LMH	\$11,650.30	
2017	18	2472	6147711	FS Housing Rehabilitation Administration PY 2017	14H	LMH	\$7,759.21	
2017	18	2472	6158600	FS Housing Rehabilitation Administration PY 2017	14H	LMH	\$298.00	
2017	18	2472	6171108	FS Housing Rehabilitation Administration PY 2017	14H	LMH	\$287.00	
2017	18	2472	6180326	FS Housing Rehabilitation Administration PY 2017	14H	LMH	\$77.00	
						14H	Matrix Code	\$54,799.24
Total							\$883,926.66	

LINE 27 DETAIL: ACTIVITIES INCLUDED IN THE COMPUTATION OF LINE 27

Plan Year	IDIS Project	IDIS Activity	Voucher Number	Activity Name	Matrix Code	National Objective	Drawn Amount	
2017	15	2491	6129848	Westark RSVP - Medicare Counseling - PS	05A	LMC	\$7,064.00	
2017	15	2491	6156808	Westark RSVP - Medicare Counseling - PS	05A	LMC	\$2,830.00	
2017	16	2492	6129848	WestArk RSVP - Tax Assistance - PS	05A	LMC	\$5,400.00	
2017	16	2492	6156808	WestArk RSVP - Tax Assistance - PS	05A	LMC	\$4,494.00	
						05A	Matrix Code	\$19,788.00
2017	8	2473	6095548	Girls, Inc. - Participation Assistance- Public Service	05D	LMC	\$1,295.00	
2017	8	2473	6120206	Girls, Inc. - Participation Assistance- Public Service	05D	LMC	\$350.00	
2017	8	2473	6125049	Girls, Inc. - Participation Assistance- Public Service	05D	LMC	\$315.00	
2017	8	2473	6133232	Girls, Inc. - Participation Assistance- Public Service	05D	LMC	\$350.00	
2017	8	2473	6140716	Girls, Inc. - Participation Assistance- Public Service	05D	LMC	\$455.00	
2017	8	2473	6150758	Girls, Inc. - Participation Assistance- Public Service	05D	LMC	\$700.00	
2017	8	2473	6161454	Girls, Inc. - Participation Assistance- Public Service	05D	LMC	\$1,260.00	
						05D	Matrix Code	\$4,725.00
2017	11	2489	6162998	Harbor House and Gateway - Mattresses - PS	05F	LMC	\$6,599.60	
						05F	Matrix Code	\$6,599.60
2017	4	2480	6103915	Crisis Intervention Center - Case Management - PS	05G	LMC	\$9,900.00	
2017	4	2480	6108015	Crisis Intervention Center - Case Management - PS	05G	LMC	\$3,600.00	
2017	4	2480	6111672	Crisis Intervention Center - Case Management - PS	05G	LMC	\$4,200.00	
2017	4	2480	6125049	Crisis Intervention Center - Case Management - PS	05G	LMC	\$2,086.00	
						05G	Matrix Code	\$19,786.00
2016	1	2421	6068386	Community Dental Clinic - Dental Fees PS	05M	LMC	\$399.00	
2017	2	2483	6120206	Community Dental Clinic - Forgotten Smile - PS	05M	LMC	\$4,150.00	
2017	2	2483	6135364	Community Dental Clinic - Forgotten Smile - PS	05M	LMC	\$1,400.00	
2017	2	2483	6140716	Community Dental Clinic - Forgotten Smile - PS	05M	LMC	\$1,050.00	
2017	2	2483	6142659	Community Dental Clinic - Forgotten Smile - PS	05M	LMC	\$1,550.00	
2017	2	2483	6154076	Community Dental Clinic - Forgotten Smile - PS	05M	LMC	\$2,050.00	
2017	2	2483	6158600	Community Dental Clinic - Forgotten Smile - PS	05M	LMC	\$1,950.00	
2017	2	2483	6161454	Community Dental Clinic - Forgotten Smile - PS	05M	LMC	\$700.00	



Office of Community Planning and Development
 U.S. Department of Housing and Urban Development
 Integrated Disbursement and Information System
 PR26 - CDBG Financial Summary Report
 Program Year 2017
 FORT SMITH , AR

DATE: 08-22-18
 TIME: 15:12
 PAGE: 5

Plan Year	IDIS Project	IDIS Activity	Voucher Number	Activity Name	Matrix Code	National Objective	Drawn Amount
2017	7	2486	6165471	Fountain of Youth Adult Day Care Center - 2801 McKinley - PS	05M	LMC	\$5,128.00
2017	9	2487	6167509	Good Samaritan Clinic - 615 N B St - PS	05M	LMC	\$3,102.53
						05M Matrix Code	\$21,479.53
2017	13	2479	6099394	NSHS - Case Management - Public Service	05Z	LMC	\$9,249.50
2017	13	2479	6103915	NSHS - Case Management - Public Service	05Z	LMC	\$875.00
2017	13	2479	6111672	NSHS - Case Management - Public Service	05Z	LMC	\$6,250.00
2017	13	2479	6125049	NSHS - Case Management - Public Service	05Z	LMC	\$1,433.50
2017	14	2490	6120206	Riverview Hope Campus - 301 S E St. - PS	05Z	LMC	\$9,894.00
						05Z Matrix Code	\$27,702.00
Total							\$100,080.13

LINE 37 DETAIL: ACTIVITIES INCLUDED IN THE COMPUTATION OF LINE 37

Plan Year	IDIS Project	IDIS Activity	Voucher Number	Activity Name	Matrix Code	National Objective	Drawn Amount
2016	19	2439	6058884	Fort Smith CDBG Administration - PY 2016	21A		\$102.79
2016	19	2439	6063624	Fort Smith CDBG Administration - PY 2016	21A		\$1,378.67
2016	19	2439	6072729	Fort Smith CDBG Administration - PY 2016	21A		\$25,567.77
2016	19	2439	6076120	Fort Smith CDBG Administration - PY 2016	21A		\$575.76
2016	19	2439	6080168	Fort Smith CDBG Administration - PY 2016	21A		\$16,610.16
2016	19	2439	6084199	Fort Smith CDBG Administration - PY 2016	21A		\$663.29
2016	19	2439	6092002	Fort Smith CDBG Administration - PY 2016	21A		\$1,056.02
2016	19	2439	6095548	Fort Smith CDBG Administration - PY 2016	21A		\$23,805.61
2016	19	2439	6099394	Fort Smith CDBG Administration - PY 2016	21A		\$461.64
2016	19	2439	6103915	Fort Smith CDBG Administration - PY 2016	21A		\$831.55
2016	19	2439	6108015	Fort Smith CDBG Administration - PY 2016	21A		\$1,678.92
2016	19	2439	6111672	Fort Smith CDBG Administration - PY 2016	21A		\$356.06
2016	19	2439	6115298	Fort Smith CDBG Administration - PY 2016	21A		\$19,343.21
2016	19	2439	6116354	Fort Smith CDBG Administration - PY 2016	21A		\$662.00
2016	19	2439	6120206	Fort Smith CDBG Administration - PY 2016	21A		\$242.00
2016	19	2439	6125049	Fort Smith CDBG Administration - PY 2016	21A		\$55.00
2016	19	2439	6135364	Fort Smith CDBG Administration - PY 2016	21A		\$440.00
2016	19	2439	6142659	Fort Smith CDBG Administration - PY 2016	21A		\$362.91
2016	19	2439	6144654	Fort Smith CDBG Administration - PY 2016	21A		\$15,489.93
2017	19	2493	6144654	Fort Smith CDBG Administration - PY 2017	21A		\$5,642.97
2017	19	2493	6145298	Fort Smith CDBG Administration - PY 2017	21A		\$161.01
2017	19	2493	6147711	Fort Smith CDBG Administration - PY 2017	21A		\$15,616.57
2017	19	2493	6161454	Fort Smith CDBG Administration - PY 2017	21A		\$256.00
2017	19	2493	6165471	Fort Smith CDBG Administration - PY 2017	21A		\$667.40
2017	19	2493	6173521	Fort Smith CDBG Administration - PY 2017	21A		\$106.93
2017	19	2493	6180326	Fort Smith CDBG Administration - PY 2017	21A		\$3,027.92
2017	19	2493	6182323	Fort Smith CDBG Administration - PY 2017	21A		\$28,164.40
						21A Matrix Code	\$163,326.49
Total							\$163,326.49



IDIS - PR27

Commitments from Authorized Funds

Fiscal Year	Total Authorization	Admin/CHDO OP Authorization	CR/CL/CC - Amount Committed to CHDOS	% CHDO Cmtd	SU Funds-Subgrants to Other Entities	EN Funds-PJ Committed to Activities	Total Authorized Commitments	% of Auth Cmtd
1994	\$500,000.00	\$0.00	\$75,000.00	15.0%	\$0.00	\$425,000.00	\$500,000.00	100.0%
1995	\$386,000.00	\$23,539.65	\$190,405.59	49.3%	\$0.00	\$172,054.76	\$386,000.00	100.0%
1996	\$371,000.00	\$18,550.00	\$177,658.00	47.8%	\$0.00	\$174,792.00	\$371,000.00	100.0%
1997	\$362,000.00	\$18,100.00	\$144,009.00	39.7%	\$0.00	\$199,891.00	\$362,000.00	100.0%
1998	\$385,000.00	\$0.00	\$57,750.00	15.0%	\$0.00	\$327,250.00	\$385,000.00	100.0%
1999	\$416,000.00	\$35,800.00	\$62,400.00	15.0%	\$0.00	\$317,800.00	\$416,000.00	100.0%
2000	\$382,000.00	\$38,200.00	\$57,300.00	15.0%	\$0.00	\$286,500.00	\$382,000.00	100.0%
2001	\$463,000.00	\$67,650.00	\$97,650.00	21.0%	\$0.00	\$297,700.00	\$463,000.00	100.0%
2002	\$461,000.00	\$47,793.27	\$201,234.00	43.6%	\$0.00	\$211,972.73	\$461,000.00	100.0%
2003	\$552,429.00	\$81,767.90	\$221,700.00	40.1%	\$0.00	\$248,961.10	\$552,429.00	100.0%
2004	\$548,522.00	\$79,578.43	\$248,000.00	45.2%	\$0.00	\$220,943.57	\$548,522.00	100.0%
2005	\$520,101.00	\$69,345.10	\$174,982.61	33.6%	\$0.00	\$275,773.29	\$520,101.00	100.0%
2006	\$488,998.00	\$66,567.75	\$73,083.83	14.9%	\$0.00	\$349,346.42	\$488,998.00	100.0%
2007	\$485,432.00	\$60,679.20	\$72,814.80	15.0%	\$0.00	\$351,938.00	\$485,432.00	100.0%
2008	\$472,797.00	\$59,279.70	\$105,059.79	22.2%	\$0.00	\$308,457.51	\$472,797.00	100.0%
2009	\$525,519.00	\$76,181.00	\$181,909.76	34.6%	\$34,138.24	\$233,290.00	\$525,519.00	100.0%
2010	\$522,299.00	\$54,474.84	\$122,423.75	23.4%	\$328,277.70	\$17,122.71	\$522,299.00	100.0%
2011	\$460,038.00	\$46,003.00	\$182,285.00	39.6%	\$231,750.00	\$0.00	\$460,038.00	100.0%
2012	\$322,406.00	\$32,240.60	\$195,444.35	60.6%	\$25,851.65	\$68,869.40	\$322,406.00	100.0%
2013	\$326,802.00	\$32,680.20	\$61,202.59	18.7%	\$0.00	\$232,919.21	\$326,802.00	100.0%
2014	\$315,294.00	\$31,529.40	\$55,745.77	17.6%	\$201,679.75	\$26,339.08	\$315,294.00	100.0%
2015	\$286,218.00	\$28,621.00	\$257,597.00	90.0%	\$0.00	\$0.00	\$286,218.00	100.0%
2016	\$309,977.00	\$30,997.70	\$202,485.00	65.3%	\$75,000.00	\$1,494.30	\$309,977.00	100.0%
2017	\$294,443.00	\$29,444.00	\$264,999.00	90.0%	\$0.00	\$0.00	\$294,443.00	100.0%
Total	\$10,157,275.00	\$1,029,022.74	\$3,483,139.84	34.2%	\$896,697.34	\$4,748,415.08	\$10,157,275.00	100.0%



**Status of HOME Grants
 FORT SMITH**

IDIS - PR27

Program Income (PI)

Program Year	Total Receipts	Amount Suballocated to PA	Amount Committed to Activities	% Committed	Net Disbursed	Disbursed Pending Approval	Total Disbursed	% Disbursed
1994	\$0.00	N/A	\$0.00	0.0%	\$0.00	\$0.00	\$0.00	0.0%
1995	\$0.00	N/A	\$0.00	0.0%	\$0.00	\$0.00	\$0.00	0.0%
1996	\$0.00	N/A	\$0.00	0.0%	\$0.00	\$0.00	\$0.00	0.0%
1997	\$0.00	N/A	\$0.00	0.0%	\$0.00	\$0.00	\$0.00	0.0%
1998	\$0.00	N/A	\$0.00	0.0%	\$0.00	\$0.00	\$0.00	0.0%
1999	\$800.74	N/A	\$800.74	100.0%	\$800.74	\$0.00	\$800.74	100.0%
2000	\$74,297.89	N/A	\$74,297.89	100.0%	\$74,297.89	\$0.00	\$74,297.89	100.0%
2001	\$0.00	N/A	\$0.00	0.0%	\$0.00	\$0.00	\$0.00	0.0%
2002	\$0.00	N/A	\$0.00	0.0%	\$0.00	\$0.00	\$0.00	0.0%
2003	\$188,304.75	N/A	\$188,304.75	100.0%	\$188,304.75	\$0.00	\$188,304.75	100.0%
2004	\$0.00	N/A	\$0.00	0.0%	\$0.00	\$0.00	\$0.00	0.0%
2005	\$76,580.00	N/A	\$76,580.00	100.0%	\$76,580.00	\$0.00	\$76,580.00	100.0%
2006	\$19,207.68	N/A	\$19,207.68	100.0%	\$19,207.68	\$0.00	\$19,207.68	100.0%
2007	\$89,766.00	N/A	\$89,766.00	100.0%	\$89,766.00	\$0.00	\$89,766.00	100.0%
2008	\$72,734.57	N/A	\$72,734.57	100.0%	\$72,734.57	\$0.00	\$72,734.57	100.0%
2009	\$144,140.31	N/A	\$144,140.31	100.0%	\$144,140.31	\$0.00	\$144,140.31	100.0%
2010	\$54,467.75	N/A	\$54,467.75	100.0%	\$54,467.75	\$0.00	\$54,467.75	100.0%
2011	\$21,275.77	N/A	\$21,275.77	100.0%	\$21,275.77	\$0.00	\$21,275.77	100.0%
2012	\$421,036.06	\$8,266.48	\$412,769.58	100.0%	\$412,769.58	\$0.00	\$412,769.58	100.0%
2013	\$528,460.38	\$24,934.55	\$503,525.83	100.0%	\$503,525.83	\$0.00	\$503,525.83	100.0%
2014	\$676,327.12	\$42,428.85	\$633,898.27	100.0%	\$633,898.27	\$0.00	\$633,898.27	100.0%
2015	\$831,953.49	\$41,761.87	\$790,191.62	100.0%	\$790,191.62	\$0.00	\$790,191.62	100.0%
2016	\$801,948.64	\$56,937.11	\$745,011.53	100.0%	\$745,011.53	\$0.00	\$745,011.53	100.0%
2017	\$454,707.17	\$21,859.05	\$432,848.12	100.0%	\$432,848.12	\$0.00	\$432,848.12	100.0%
2018	\$23,162.70	\$1,442.50	\$21,720.20	100.0%	\$0.00	\$0.00	\$0.00	0.0%
Total	\$4,479,171.02	\$197,630.41	\$4,281,540.61	100.0%	\$4,259,820.41	\$0.00	\$4,259,820.41	99.4%



U.S. Department of Housing and Urban Development
 Office of Community Planning and Development
 Integrated Disbursement and Information System

Status of HOME Grants
 FORT SMITH

DATE: 08-22-18
 TIME: 15:14
 PAGE: 3

IDIS - PR27

Program Income for Administration (PA)

Program Year	Authorized Amount	Amount Committed to Activities	% Committed	Net Disbursed	Disbursed Pending Approval	Total Disbursed	% Disbursed
2012	\$8,266.48	\$8,266.48	100.0%	\$8,266.48	\$0.00	\$8,266.48	100.0%
2013	\$24,934.55	\$24,934.55	100.0%	\$24,934.55	\$0.00	\$24,934.55	100.0%
2014	\$42,428.85	\$42,428.85	100.0%	\$42,428.85	\$0.00	\$42,428.85	100.0%
2015	\$41,761.87	\$41,761.87	100.0%	\$41,761.87	\$0.00	\$41,761.87	100.0%
2016	\$56,937.11	\$56,937.11	100.0%	\$56,937.11	\$0.00	\$56,937.11	100.0%
2017	\$21,859.05	\$21,859.05	100.0%	\$21,859.05	\$0.00	\$21,859.05	100.0%
2018	\$1,442.50	\$1,442.50	100.0%	\$1,442.50	\$0.00	\$1,442.50	100.0%
Total	\$197,630.41	\$197,630.41	100.0%	\$197,630.41	\$0.00	\$197,630.41	100.0%



U.S. Department of Housing and Urban Development
 Office of Community Planning and Development
 Integrated Disbursement and Information System
Status of HOME Grants
FORT SMITH

DATE: 08-22-18
 TIME: 15:14
 PAGE: 4

IDIS - PR27

Recaptured Homebuyer Funds (HP)

Program Year	Total Receipts	Amount Committed to Activities	% Committed	Net Disbursed	Disbursed Pending Approval	Total Disbursed	% Disbursed
2015	\$21,420.15	\$21,420.15	100.0%	\$21,420.15	\$0.00	\$21,420.15	100.0%
2016	\$23,306.07	\$23,306.07	100.0%	\$23,306.07	\$0.00	\$23,306.07	100.0%
2017	\$4,104.45	\$2,770.97	67.5%	\$2,770.97	\$0.00	\$2,770.97	67.5%
2018	\$0.00	\$0.00	0.0%	\$0.00	\$0.00	\$0.00	0.0%
Total	\$48,830.67	\$47,497.19	97.2%	\$47,497.19	\$0.00	\$47,497.19	97.2%



U.S. Department of Housing and Urban Development
 Office of Community Planning and Development
 Integrated Disbursement and Information System
Status of HOME Grants
FORT SMITH

DATE: 08-22-18
 TIME: 15:14
 PAGE: 5

IDIS - PR27

Repayments to Local Account (IU)

Program Year	Total Receipts	Amount Committed to Activities	% Committed	Net Disbursed	Disbursed Pending Approval	Total Disbursed	% Disbursed
2015	\$0.00	\$0.00	0.0%	\$0.00	\$0.00	\$0.00	0.0%
2016	\$0.00	\$0.00	0.0%	\$0.00	\$0.00	\$0.00	0.0%
2017	\$0.00	\$0.00	0.0%	\$0.00	\$0.00	\$0.00	0.0%
2018	\$0.00	\$0.00	0.0%	\$0.00	\$0.00	\$0.00	0.0%
Total	\$0.00	\$0.00	0.0%	\$0.00	\$0.00	\$0.00	0.0%



IDIS - PR27

Disbursements from Treasury Account

Fiscal Year	Total Authorization	Disbursed	Returned	Net Disbursed	Disbursed Pending Approval	Total Disbursed	% Disb	Available to Disburse
1994	\$500,000.00	\$500,000.00	\$0.00	\$500,000.00	\$0.00	\$500,000.00	100.0%	\$0.00
1995	\$386,000.00	\$386,000.00	\$0.00	\$386,000.00	\$0.00	\$386,000.00	100.0%	\$0.00
1996	\$371,000.00	\$371,000.00	\$0.00	\$371,000.00	\$0.00	\$371,000.00	100.0%	\$0.00
1997	\$362,000.00	\$362,000.00	\$0.00	\$362,000.00	\$0.00	\$362,000.00	100.0%	\$0.00
1998	\$385,000.00	\$385,000.00	\$0.00	\$385,000.00	\$0.00	\$385,000.00	100.0%	\$0.00
1999	\$416,000.00	\$416,000.00	\$0.00	\$416,000.00	\$0.00	\$416,000.00	100.0%	\$0.00
2000	\$382,000.00	\$382,000.00	\$0.00	\$382,000.00	\$0.00	\$382,000.00	100.0%	\$0.00
2001	\$463,000.00	\$463,000.00	\$0.00	\$463,000.00	\$0.00	\$463,000.00	100.0%	\$0.00
2002	\$461,000.00	\$461,000.00	\$0.00	\$461,000.00	\$0.00	\$461,000.00	100.0%	\$0.00
2003	\$552,429.00	\$552,429.00	\$0.00	\$552,429.00	\$0.00	\$552,429.00	100.0%	\$0.00
2004	\$548,522.00	\$548,522.00	\$0.00	\$548,522.00	\$0.00	\$548,522.00	100.0%	\$0.00
2005	\$520,101.00	\$520,101.00	\$0.00	\$520,101.00	\$0.00	\$520,101.00	100.0%	\$0.00
2006	\$488,998.00	\$488,998.00	\$0.00	\$488,998.00	\$0.00	\$488,998.00	100.0%	\$0.00
2007	\$485,432.00	\$485,432.00	\$0.00	\$485,432.00	\$0.00	\$485,432.00	100.0%	\$0.00
2008	\$472,797.00	\$472,797.00	\$0.00	\$472,797.00	\$0.00	\$472,797.00	100.0%	\$0.00
2009	\$525,519.00	\$525,519.00	\$0.00	\$525,519.00	\$0.00	\$525,519.00	100.0%	\$0.00
2010	\$522,299.00	\$522,299.00	\$0.00	\$522,299.00	\$0.00	\$522,299.00	100.0%	\$0.00
2011	\$460,038.00	\$460,038.00	\$0.00	\$460,038.00	\$0.00	\$460,038.00	100.0%	\$0.00
2012	\$322,406.00	\$322,406.00	\$0.00	\$322,406.00	\$0.00	\$322,406.00	100.0%	\$0.00
2013	\$326,802.00	\$326,802.00	\$0.00	\$326,802.00	\$0.00	\$326,802.00	100.0%	\$0.00
2014	\$315,294.00	\$315,294.00	\$0.00	\$315,294.00	\$0.00	\$315,294.00	100.0%	\$0.00
2015	\$286,218.00	\$286,218.00	\$0.00	\$286,218.00	\$0.00	\$286,218.00	100.0%	\$0.00
2016	\$309,977.00	\$309,977.00	\$0.00	\$309,977.00	\$0.00	\$309,977.00	100.0%	\$0.00
2017	\$294,443.00	\$294,443.00	\$0.00	\$294,443.00	\$0.00	\$294,443.00	100.0%	\$0.00
Total	\$10,157,275.00	\$10,157,275.00	\$0.00	\$10,157,275.00	\$0.00	\$10,157,275.00	100.0%	\$0.00



U.S. Department of Housing and Urban Development
 Office of Community Planning and Development
 Integrated Disbursement and Information System
Status of HOME Grants
FORT SMITH

DATE: 08-22-18
 TIME: 15:14
 PAGE: 7

IDIS - PR27

Home Activities Commitments/Disbursements from Treasury Account

Fiscal Year	Authorized for Activities	Amount Committed to Activities	% Cmtd	Disbursed	Returned	Net Disbursed	% Net Disb	Disbursed Pending Approval	Total Disbursed	% Disb
1994	\$500,000.00	\$500,000.00	100.0%	\$500,000.00	\$0.00	\$500,000.00	100.0%	\$0.00	\$500,000.00	100.0%
1995	\$362,460.35	\$362,460.35	100.0%	\$362,460.35	\$0.00	\$362,460.35	100.0%	\$0.00	\$362,460.35	100.0%
1996	\$352,450.00	\$352,450.00	100.0%	\$352,450.00	\$0.00	\$352,450.00	100.0%	\$0.00	\$352,450.00	100.0%
1997	\$343,900.00	\$343,900.00	100.0%	\$343,900.00	\$0.00	\$343,900.00	100.0%	\$0.00	\$343,900.00	100.0%
1998	\$385,000.00	\$385,000.00	100.0%	\$385,000.00	\$0.00	\$385,000.00	100.0%	\$0.00	\$385,000.00	100.0%
1999	\$380,200.00	\$380,200.00	100.0%	\$380,200.00	\$0.00	\$380,200.00	100.0%	\$0.00	\$380,200.00	100.0%
2000	\$343,800.00	\$343,800.00	100.0%	\$343,800.00	\$0.00	\$343,800.00	100.0%	\$0.00	\$343,800.00	100.0%
2001	\$395,350.00	\$395,350.00	100.0%	\$395,350.00	\$0.00	\$395,350.00	100.0%	\$0.00	\$395,350.00	100.0%
2002	\$413,206.73	\$413,206.73	100.0%	\$413,206.73	\$0.00	\$413,206.73	100.0%	\$0.00	\$413,206.73	100.0%
2003	\$470,661.10	\$470,661.10	100.0%	\$470,661.10	\$0.00	\$470,661.10	100.0%	\$0.00	\$470,661.10	100.0%
2004	\$468,943.57	\$468,943.57	100.0%	\$468,943.57	\$0.00	\$468,943.57	100.0%	\$0.00	\$468,943.57	100.0%
2005	\$450,755.90	\$450,755.90	100.0%	\$450,755.90	\$0.00	\$450,755.90	100.0%	\$0.00	\$450,755.90	100.0%
2006	\$422,430.25	\$422,430.25	100.0%	\$422,430.25	\$0.00	\$422,430.25	100.0%	\$0.00	\$422,430.25	100.0%
2007	\$424,752.80	\$424,752.80	100.0%	\$424,752.80	\$0.00	\$424,752.80	100.0%	\$0.00	\$424,752.80	100.0%
2008	\$413,517.30	\$413,517.30	100.0%	\$413,517.30	\$0.00	\$413,517.30	100.0%	\$0.00	\$413,517.30	100.0%
2009	\$449,338.00	\$449,338.00	100.0%	\$449,338.00	\$0.00	\$449,338.00	100.0%	\$0.00	\$449,338.00	100.0%
2010	\$467,824.16	\$467,824.16	100.0%	\$467,824.16	\$0.00	\$467,824.16	100.0%	\$0.00	\$467,824.16	100.0%
2011	\$414,035.00	\$414,035.00	100.0%	\$414,035.00	\$0.00	\$414,035.00	100.0%	\$0.00	\$414,035.00	100.0%
2012	\$290,165.40	\$290,165.40	100.0%	\$290,165.40	\$0.00	\$290,165.40	100.0%	\$0.00	\$290,165.40	100.0%
2013	\$294,121.80	\$294,121.80	100.0%	\$294,121.80	\$0.00	\$294,121.80	100.0%	\$0.00	\$294,121.80	100.0%
2014	\$283,764.60	\$283,764.60	100.0%	\$283,764.60	\$0.00	\$283,764.60	100.0%	\$0.00	\$283,764.60	100.0%
2015	\$257,597.00	\$257,597.00	100.0%	\$257,597.00	\$0.00	\$257,597.00	100.0%	\$0.00	\$257,597.00	100.0%
2016	\$278,979.30	\$278,979.30	100.0%	\$278,979.30	\$0.00	\$278,979.30	100.0%	\$0.00	\$278,979.30	100.0%
2017	\$264,999.00	\$264,999.00	100.0%	\$264,999.00	\$0.00	\$264,999.00	100.0%	\$0.00	\$264,999.00	100.0%
Total	\$9,128,252.26	\$9,128,252.26	100.0%	\$9,128,252.26	\$0.00	\$9,128,252.26	100.0%	\$0.00	\$9,128,252.26	100.0%



U.S. Department of Housing and Urban Development
 Office of Community Planning and Development
 Integrated Disbursement and Information System
Status of HOME Grants
FORT SMITH

DATE: 08-22-18
 TIME: 15:14
 PAGE: 8

IDIS - PR27

Administrative Funds (AD)

Fiscal Year	Authorized Amount	Amount Committed	% Auth Cmtd	Balance to Commit	Total Disbursed	% Auth Disb	Available to Disburse
1994	\$0.00	\$0.00	0.0%	\$0.00	\$0.00	0.0%	\$0.00
1995	\$4,239.65	\$4,239.65	100.0%	\$0.00	\$4,239.65	100.0%	\$0.00
1996	\$0.00	\$0.00	0.0%	\$0.00	\$0.00	0.0%	\$0.00
1997	\$0.00	\$0.00	0.0%	\$0.00	\$0.00	0.0%	\$0.00
1998	\$0.00	\$0.00	0.0%	\$0.00	\$0.00	0.0%	\$0.00
1999	\$20,800.00	\$20,800.00	100.0%	\$0.00	\$20,800.00	100.0%	\$0.00
2000	\$38,200.00	\$38,200.00	100.0%	\$0.00	\$38,200.00	100.0%	\$0.00
2001	\$44,500.00	\$44,500.00	100.0%	\$0.00	\$44,500.00	100.0%	\$0.00
2002	\$46,100.00	\$46,100.00	100.0%	\$0.00	\$46,100.00	100.0%	\$0.00
2003	\$55,242.90	\$55,242.90	100.0%	\$0.00	\$55,242.90	100.0%	\$0.00
2004	\$54,700.00	\$54,700.00	100.0%	\$0.00	\$54,700.00	100.0%	\$0.00
2005	\$52,010.10	\$52,010.10	100.0%	\$0.00	\$52,010.10	100.0%	\$0.00
2006	\$48,899.80	\$48,899.80	100.0%	\$0.00	\$48,899.80	100.0%	\$0.00
2007	\$48,543.20	\$48,543.20	100.0%	\$0.00	\$48,543.20	100.0%	\$0.00
2008	\$47,279.70	\$47,279.70	100.0%	\$0.00	\$47,279.70	100.0%	\$0.00
2009	\$52,546.00	\$52,546.00	100.0%	\$0.00	\$52,546.00	100.0%	\$0.00
2010	\$49,330.00	\$49,330.00	100.0%	\$0.00	\$49,330.00	100.0%	\$0.00
2011	\$46,003.00	\$46,003.00	100.0%	\$0.00	\$46,003.00	100.0%	\$0.00
2012	\$32,240.60	\$32,240.60	100.0%	\$0.00	\$32,240.60	100.0%	\$0.00
2013	\$32,680.20	\$32,680.20	100.0%	\$0.00	\$32,680.20	100.0%	\$0.00
2014	\$31,529.40	\$31,529.40	100.0%	\$0.00	\$31,529.40	100.0%	\$0.00
2015	\$28,621.00	\$28,621.00	100.0%	\$0.00	\$28,621.00	100.0%	\$0.00
2016	\$30,997.70	\$30,997.70	100.0%	\$0.00	\$30,997.70	100.0%	\$0.00
2017	\$29,444.00	\$29,444.00	100.0%	\$0.00	\$29,444.00	100.0%	\$0.00
Total	\$793,907.25	\$793,907.25	100.0%	\$0.00	\$793,907.25	100.0%	\$0.00



U.S. Department of Housing and Urban Development
 Office of Community Planning and Development
 Integrated Disbursement and Information System
Status of HOME Grants
FORT SMITH

DATE: 08-22-18
 TIME: 15:14
 PAGE: 9

IDIS - PR27

CHDO Operating Funds (CO)

Fiscal Year	Authorized Amount	Amount Committed	% Auth Cmtd	Balance to Commit	Total Disbursed	% Auth Disb	Available to Disburse
1994	\$0.00	\$0.00	0.0%	\$0.00	\$0.00	0.0%	\$0.00
1995	\$19,300.00	\$19,300.00	100.0%	\$0.00	\$19,300.00	100.0%	\$0.00
1996	\$18,550.00	\$18,550.00	100.0%	\$0.00	\$18,550.00	100.0%	\$0.00
1997	\$18,100.00	\$18,100.00	100.0%	\$0.00	\$18,100.00	100.0%	\$0.00
1998	\$0.00	\$0.00	0.0%	\$0.00	\$0.00	0.0%	\$0.00
1999	\$15,000.00	\$15,000.00	100.0%	\$0.00	\$15,000.00	100.0%	\$0.00
2000	\$0.00	\$0.00	0.0%	\$0.00	\$0.00	0.0%	\$0.00
2001	\$23,150.00	\$23,150.00	100.0%	\$0.00	\$23,150.00	100.0%	\$0.00
2002	\$1,693.27	\$1,693.27	100.0%	\$0.00	\$1,693.27	100.0%	\$0.00
2003	\$26,525.00	\$26,525.00	100.0%	\$0.00	\$26,525.00	100.0%	\$0.00
2004	\$24,878.43	\$24,878.43	100.0%	\$0.00	\$24,878.43	100.0%	\$0.00
2005	\$17,335.00	\$17,335.00	100.0%	\$0.00	\$17,335.00	100.0%	\$0.00
2006	\$17,667.95	\$17,667.95	100.0%	\$0.00	\$17,667.95	100.0%	\$0.00
2007	\$12,136.00	\$12,136.00	100.0%	\$0.00	\$12,136.00	100.0%	\$0.00
2008	\$12,000.00	\$12,000.00	100.0%	\$0.00	\$12,000.00	100.0%	\$0.00
2009	\$23,635.00	\$23,635.00	100.0%	\$0.00	\$23,635.00	100.0%	\$0.00
2010	\$5,144.84	\$5,144.84	100.0%	\$0.00	\$5,144.84	100.0%	\$0.00
2011	\$0.00	\$0.00	0.0%	\$0.00	\$0.00	0.0%	\$0.00
2012	\$0.00	\$0.00	0.0%	\$0.00	\$0.00	0.0%	\$0.00
2013	\$0.00	\$0.00	0.0%	\$0.00	\$0.00	0.0%	\$0.00
2014	\$0.00	\$0.00	0.0%	\$0.00	\$0.00	0.0%	\$0.00
2015	\$0.00	\$0.00	0.0%	\$0.00	\$0.00	0.0%	\$0.00
2016	\$0.00	\$0.00	0.0%	\$0.00	\$0.00	0.0%	\$0.00
2017	\$0.00	\$0.00	0.0%	\$0.00	\$0.00	0.0%	\$0.00
Total	\$235,115.49	\$235,115.49	100.0%	\$0.00	\$235,115.49	100.0%	\$0.00



U.S. Department of Housing and Urban Development
 Office of Community Planning and Development
 Integrated Disbursement and Information System
Status of HOME Grants
FORT SMITH

DATE: 08-22-18
 TIME: 15:14
 PAGE: 10

IDIS - PR27

CHDO Funds (CR)

Fiscal Year	CHDO Requirement	Authorized Amount	Amount Suballocated to CL/CC	Amount Subgranted to CHDOS	Balance to Subgrant	Funds Committed to Activities	% Subg Cmtd	Balance to Commit	Total Disbursed	% Subg Disb	Available to Disburse
1994	\$75,000.00	\$75,000.00	\$0.00	\$75,000.00	\$0.00	\$75,000.00	100.0%	\$0.00	\$75,000.00	100.0%	\$0.00
1995	\$57,900.00	\$190,405.59	\$0.00	\$190,405.59	\$0.00	\$190,405.59	100.0%	\$0.00	\$190,405.59	100.0%	\$0.00
1996	\$55,650.00	\$177,658.00	\$0.00	\$177,658.00	\$0.00	\$177,658.00	100.0%	\$0.00	\$177,658.00	100.0%	\$0.00
1997	\$54,300.00	\$144,009.00	\$0.00	\$144,009.00	\$0.00	\$144,009.00	100.0%	\$0.00	\$144,009.00	100.0%	\$0.00
1998	\$57,750.00	\$57,750.00	\$0.00	\$57,750.00	\$0.00	\$57,750.00	100.0%	\$0.00	\$57,750.00	100.0%	\$0.00
1999	\$62,400.00	\$62,400.00	\$0.00	\$62,400.00	\$0.00	\$62,400.00	100.0%	\$0.00	\$62,400.00	100.0%	\$0.00
2000	\$57,300.00	\$57,300.00	\$0.00	\$57,300.00	\$0.00	\$57,300.00	100.0%	\$0.00	\$57,300.00	100.0%	\$0.00
2001	\$69,450.00	\$97,650.00	\$0.00	\$97,650.00	\$0.00	\$97,650.00	100.0%	\$0.00	\$97,650.00	100.0%	\$0.00
2002	\$69,150.00	\$201,234.00	\$0.00	\$201,234.00	\$0.00	\$201,234.00	100.0%	\$0.00	\$201,234.00	100.0%	\$0.00
2003	\$82,864.35	\$221,700.00	\$0.00	\$221,700.00	\$0.00	\$221,700.00	100.0%	\$0.00	\$221,700.00	100.0%	\$0.00
2004	\$82,278.30	\$248,000.00	\$0.00	\$248,000.00	\$0.00	\$248,000.00	100.0%	\$0.00	\$248,000.00	100.0%	\$0.00
2005	\$78,015.15	\$174,982.61	\$0.00	\$174,982.61	\$0.00	\$174,982.61	100.0%	\$0.00	\$174,982.61	100.0%	\$0.00
2006	\$73,349.70	\$73,083.83	\$0.00	\$73,083.83	\$0.00	\$73,083.83	100.0%	\$0.00	\$73,083.83	100.0%	\$0.00
2007	\$72,814.80	\$72,814.80	\$0.00	\$72,814.80	\$0.00	\$72,814.80	100.0%	\$0.00	\$72,814.80	100.0%	\$0.00
2008	\$70,919.55	\$105,059.79	\$0.00	\$105,059.79	\$0.00	\$105,059.79	100.0%	\$0.00	\$105,059.79	100.0%	\$0.00
2009	\$78,827.85	\$181,909.76	\$0.00	\$181,909.76	\$0.00	\$181,909.76	100.0%	\$0.00	\$181,909.76	100.0%	\$0.00
2010	\$78,344.85	\$122,423.75	\$0.00	\$122,423.75	\$0.00	\$122,423.75	100.0%	\$0.00	\$122,423.75	100.0%	\$0.00
2011	\$69,005.70	\$182,285.00	\$0.00	\$182,285.00	\$0.00	\$182,285.00	100.0%	\$0.00	\$182,285.00	100.0%	\$0.00
2012	\$48,360.90	\$195,444.35	\$0.00	\$195,444.35	\$0.00	\$195,444.35	100.0%	\$0.00	\$195,444.35	100.0%	\$0.00
2013	\$49,020.30	\$61,202.59	\$0.00	\$61,202.59	\$0.00	\$61,202.59	100.0%	\$0.00	\$61,202.59	100.0%	\$0.00
2014	\$47,294.10	\$55,745.77	\$0.00	\$55,745.77	\$0.00	\$55,745.77	100.0%	\$0.00	\$55,745.77	100.0%	\$0.00
2015	\$42,932.70	\$257,597.00	\$0.00	\$257,597.00	\$0.00	\$257,597.00	100.0%	\$0.00	\$257,597.00	100.0%	\$0.00
2016	\$46,496.55	\$202,485.00	\$0.00	\$202,485.00	\$0.00	\$202,485.00	100.0%	\$0.00	\$202,485.00	100.0%	\$0.00
2017	\$44,166.45	\$264,999.00	\$0.00	\$264,999.00	\$0.00	\$264,999.00	100.0%	\$0.00	\$264,999.00	100.0%	\$0.00
Total	\$1,523,591.25	\$3,483,139.84	\$0.00	\$3,483,139.84	\$0.00	\$3,483,139.84	100.0%	\$0.00	\$3,483,139.84	100.0%	\$0.00



U.S. Department of Housing and Urban Development
 Office of Community Planning and Development
 Integrated Disbursement and Information System
Status of HOME Grants
FORT SMITH

DATE: 08-22-18
 TIME: 15:14
 PAGE: 11

IDIS - PR27

CHDO Loans (CL)

Fiscal Year	Authorized Amount	Amount Subgranted	Amount Committed	% Auth Cmntd	Balance to Commit	Total Disbursed	% Auth Disb	Available to Disburse
1994	\$0.00	\$0.00	\$0.00	0.0%	\$0.00	\$0.00	0.0%	\$0.00
1995	\$0.00	\$0.00	\$0.00	0.0%	\$0.00	\$0.00	0.0%	\$0.00
1996	\$0.00	\$0.00	\$0.00	0.0%	\$0.00	\$0.00	0.0%	\$0.00
1997	\$0.00	\$0.00	\$0.00	0.0%	\$0.00	\$0.00	0.0%	\$0.00
1998	\$0.00	\$0.00	\$0.00	0.0%	\$0.00	\$0.00	0.0%	\$0.00
1999	\$0.00	\$0.00	\$0.00	0.0%	\$0.00	\$0.00	0.0%	\$0.00
2000	\$0.00	\$0.00	\$0.00	0.0%	\$0.00	\$0.00	0.0%	\$0.00
2001	\$0.00	\$0.00	\$0.00	0.0%	\$0.00	\$0.00	0.0%	\$0.00
2002	\$0.00	\$0.00	\$0.00	0.0%	\$0.00	\$0.00	0.0%	\$0.00
2003	\$0.00	\$0.00	\$0.00	0.0%	\$0.00	\$0.00	0.0%	\$0.00
2004	\$0.00	\$0.00	\$0.00	0.0%	\$0.00	\$0.00	0.0%	\$0.00
2005	\$0.00	\$0.00	\$0.00	0.0%	\$0.00	\$0.00	0.0%	\$0.00
2006	\$0.00	\$0.00	\$0.00	0.0%	\$0.00	\$0.00	0.0%	\$0.00
2007	\$0.00	\$0.00	\$0.00	0.0%	\$0.00	\$0.00	0.0%	\$0.00
2008	\$0.00	\$0.00	\$0.00	0.0%	\$0.00	\$0.00	0.0%	\$0.00
2009	\$0.00	\$0.00	\$0.00	0.0%	\$0.00	\$0.00	0.0%	\$0.00
2010	\$0.00	\$0.00	\$0.00	0.0%	\$0.00	\$0.00	0.0%	\$0.00
2011	\$0.00	\$0.00	\$0.00	0.0%	\$0.00	\$0.00	0.0%	\$0.00
2012	\$0.00	\$0.00	\$0.00	0.0%	\$0.00	\$0.00	0.0%	\$0.00
2013	\$0.00	\$0.00	\$0.00	0.0%	\$0.00	\$0.00	0.0%	\$0.00
2014	\$0.00	\$0.00	\$0.00	0.0%	\$0.00	\$0.00	0.0%	\$0.00
2015	\$0.00	\$0.00	\$0.00	0.0%	\$0.00	\$0.00	0.0%	\$0.00
2016	\$0.00	\$0.00	\$0.00	0.0%	\$0.00	\$0.00	0.0%	\$0.00
2017	\$0.00	\$0.00	\$0.00	0.0%	\$0.00	\$0.00	0.0%	\$0.00
Total	\$0.00	\$0.00	\$0.00	0.0%	\$0.00	\$0.00	0.0%	\$0.00



U.S. Department of Housing and Urban Development
 Office of Community Planning and Development
 Integrated Disbursement and Information System
Status of HOME Grants
FORT SMITH

DATE: 08-22-18
 TIME: 15:14
 PAGE: 12

IDIS - PR27

CHDO Capacity (CC)

Fiscal Year	Authorized Amount	Amount Subgranted	Amount Committed	% Auth Cmtd	Balance to Commit	Total Disbursed	% Auth Disb	Available to Disburse
1994	\$0.00	\$0.00	\$0.00	0.0%	\$0.00	\$0.00	0.0%	\$0.00
1995	\$0.00	\$0.00	\$0.00	0.0%	\$0.00	\$0.00	0.0%	\$0.00
1996	\$0.00	\$0.00	\$0.00	0.0%	\$0.00	\$0.00	0.0%	\$0.00
1997	\$0.00	\$0.00	\$0.00	0.0%	\$0.00	\$0.00	0.0%	\$0.00
1998	\$0.00	\$0.00	\$0.00	0.0%	\$0.00	\$0.00	0.0%	\$0.00
1999	\$0.00	\$0.00	\$0.00	0.0%	\$0.00	\$0.00	0.0%	\$0.00
2000	\$0.00	\$0.00	\$0.00	0.0%	\$0.00	\$0.00	0.0%	\$0.00
2001	\$0.00	\$0.00	\$0.00	0.0%	\$0.00	\$0.00	0.0%	\$0.00
2002	\$0.00	\$0.00	\$0.00	0.0%	\$0.00	\$0.00	0.0%	\$0.00
2003	\$0.00	\$0.00	\$0.00	0.0%	\$0.00	\$0.00	0.0%	\$0.00
2004	\$0.00	\$0.00	\$0.00	0.0%	\$0.00	\$0.00	0.0%	\$0.00
2005	\$0.00	\$0.00	\$0.00	0.0%	\$0.00	\$0.00	0.0%	\$0.00
2006	\$0.00	\$0.00	\$0.00	0.0%	\$0.00	\$0.00	0.0%	\$0.00
2007	\$0.00	\$0.00	\$0.00	0.0%	\$0.00	\$0.00	0.0%	\$0.00
2008	\$0.00	\$0.00	\$0.00	0.0%	\$0.00	\$0.00	0.0%	\$0.00
2009	\$0.00	\$0.00	\$0.00	0.0%	\$0.00	\$0.00	0.0%	\$0.00
2010	\$0.00	\$0.00	\$0.00	0.0%	\$0.00	\$0.00	0.0%	\$0.00
2011	\$0.00	\$0.00	\$0.00	0.0%	\$0.00	\$0.00	0.0%	\$0.00
2012	\$0.00	\$0.00	\$0.00	0.0%	\$0.00	\$0.00	0.0%	\$0.00
2013	\$0.00	\$0.00	\$0.00	0.0%	\$0.00	\$0.00	0.0%	\$0.00
2014	\$0.00	\$0.00	\$0.00	0.0%	\$0.00	\$0.00	0.0%	\$0.00
2015	\$0.00	\$0.00	\$0.00	0.0%	\$0.00	\$0.00	0.0%	\$0.00
2016	\$0.00	\$0.00	\$0.00	0.0%	\$0.00	\$0.00	0.0%	\$0.00
2017	\$0.00	\$0.00	\$0.00	0.0%	\$0.00	\$0.00	0.0%	\$0.00
Total	\$0.00	\$0.00	\$0.00	0.0%	\$0.00	\$0.00	0.0%	\$0.00



IDIS - PR27

Reservations to State Recipients and Sub-recipients (SU)

Fiscal Year	Authorized Amount	Amount Subgranted to Other Entities	Amount Committed	% Auth Cmtd	Balance to Commit	Total Disbursed	% Auth Disb	Available to Disburse
1994	\$0.00	\$0.00	\$0.00	0.0%	\$0.00	\$0.00	0.0%	\$0.00
1995	\$0.00	\$0.00	\$0.00	0.0%	\$0.00	\$0.00	0.0%	\$0.00
1996	\$0.00	\$0.00	\$0.00	0.0%	\$0.00	\$0.00	0.0%	\$0.00
1997	\$0.00	\$0.00	\$0.00	0.0%	\$0.00	\$0.00	0.0%	\$0.00
1998	\$0.00	\$0.00	\$0.00	0.0%	\$0.00	\$0.00	0.0%	\$0.00
1999	\$0.00	\$0.00	\$0.00	0.0%	\$0.00	\$0.00	0.0%	\$0.00
2000	\$0.00	\$0.00	\$0.00	0.0%	\$0.00	\$0.00	0.0%	\$0.00
2001	\$0.00	\$0.00	\$0.00	0.0%	\$0.00	\$0.00	0.0%	\$0.00
2002	\$0.00	\$0.00	\$0.00	0.0%	\$0.00	\$0.00	0.0%	\$0.00
2003	\$0.00	\$0.00	\$0.00	0.0%	\$0.00	\$0.00	0.0%	\$0.00
2004	\$0.00	\$0.00	\$0.00	0.0%	\$0.00	\$0.00	0.0%	\$0.00
2005	\$0.00	\$0.00	\$0.00	0.0%	\$0.00	\$0.00	0.0%	\$0.00
2006	\$0.00	\$0.00	\$0.00	0.0%	\$0.00	\$0.00	0.0%	\$0.00
2007	\$0.00	\$0.00	\$0.00	0.0%	\$0.00	\$0.00	0.0%	\$0.00
2008	\$0.00	\$0.00	\$0.00	0.0%	\$0.00	\$0.00	0.0%	\$0.00
2009	\$34,138.24	\$34,138.24	\$34,138.24	100.0%	\$0.00	\$34,138.24	100.0%	\$0.00
2010	\$328,277.70	\$328,277.70	\$328,277.70	100.0%	\$0.00	\$328,277.70	100.0%	\$0.00
2011	\$231,750.00	\$231,750.00	\$231,750.00	100.0%	\$0.00	\$231,750.00	100.0%	\$0.00
2012	\$25,851.65	\$25,851.65	\$25,851.65	100.0%	\$0.00	\$25,851.65	100.0%	\$0.00
2013	\$0.00	\$0.00	\$0.00	0.0%	\$0.00	\$0.00	0.0%	\$0.00
2014	\$201,679.75	\$201,679.75	\$201,679.75	100.0%	\$0.00	\$201,679.75	100.0%	\$0.00
2015	\$0.00	\$0.00	\$0.00	0.0%	\$0.00	\$0.00	0.0%	\$0.00
2016	\$75,000.00	\$75,000.00	\$75,000.00	100.0%	\$0.00	\$75,000.00	100.0%	\$0.00
2017	\$0.00	\$0.00	\$0.00	0.0%	\$0.00	\$0.00	0.0%	\$0.00
Total	\$896,697.34	\$896,697.34	\$896,697.34	100.0%	\$0.00	\$896,697.34	100.0%	\$0.00



U.S. Department of Housing and Urban Development
 Office of Community Planning and Development
 Integrated Disbursement and Information System
Status of HOME Grants
FORT SMITH

DATE: 08-22-18
 TIME: 15:14
 PAGE: 14

IDIS - PR27

Total Program Funds

Fiscal Year	Total Authorization	Local Account Funds	Committed Amount	Net Disbursed for Activities	Net Disbursed for Admin/CHDO OP	Net Disbursed	Disbursed Pending Approval	Total Disbursed	Available to Disburse
1994	\$500,000.00	\$0.00	\$500,000.00	\$500,000.00	\$0.00	\$500,000.00	\$0.00	\$500,000.00	\$0.00
1995	\$386,000.00	\$0.00	\$362,460.35	\$362,460.35	\$23,539.65	\$386,000.00	\$0.00	\$386,000.00	\$0.00
1996	\$371,000.00	\$0.00	\$352,450.00	\$352,450.00	\$18,550.00	\$371,000.00	\$0.00	\$371,000.00	\$0.00
1997	\$362,000.00	\$0.00	\$343,900.00	\$343,900.00	\$18,100.00	\$362,000.00	\$0.00	\$362,000.00	\$0.00
1998	\$385,000.00	\$0.00	\$385,000.00	\$385,000.00	\$0.00	\$385,000.00	\$0.00	\$385,000.00	\$0.00
1999	\$416,000.00	\$800.74	\$381,000.74	\$381,000.74	\$35,800.00	\$416,800.74	\$0.00	\$416,800.74	\$0.00
2000	\$382,000.00	\$74,297.89	\$418,097.89	\$418,097.89	\$38,200.00	\$456,297.89	\$0.00	\$456,297.89	\$0.00
2001	\$463,000.00	\$0.00	\$395,350.00	\$395,350.00	\$67,650.00	\$463,000.00	\$0.00	\$463,000.00	\$0.00
2002	\$461,000.00	\$0.00	\$413,206.73	\$413,206.73	\$47,793.27	\$461,000.00	\$0.00	\$461,000.00	\$0.00
2003	\$552,429.00	\$188,304.75	\$658,965.85	\$658,965.85	\$81,767.90	\$740,733.75	\$0.00	\$740,733.75	\$0.00
2004	\$548,522.00	\$0.00	\$468,943.57	\$468,943.57	\$79,578.43	\$548,522.00	\$0.00	\$548,522.00	\$0.00
2005	\$520,101.00	\$76,580.00	\$527,335.90	\$527,335.90	\$69,345.10	\$596,681.00	\$0.00	\$596,681.00	\$0.00
2006	\$488,998.00	\$19,207.68	\$441,637.93	\$441,637.93	\$66,567.75	\$508,205.68	\$0.00	\$508,205.68	\$0.00
2007	\$485,432.00	\$89,766.00	\$514,518.80	\$514,518.80	\$60,679.20	\$575,198.00	\$0.00	\$575,198.00	\$0.00
2008	\$472,797.00	\$72,734.57	\$486,251.87	\$486,251.87	\$59,279.70	\$545,531.57	\$0.00	\$545,531.57	\$0.00
2009	\$525,519.00	\$144,140.31	\$593,478.31	\$593,478.31	\$76,181.00	\$669,659.31	\$0.00	\$669,659.31	\$0.00
2010	\$522,299.00	\$54,467.75	\$522,291.91	\$522,291.91	\$54,474.84	\$576,766.75	\$0.00	\$576,766.75	\$0.00
2011	\$460,038.00	\$21,275.77	\$435,310.77	\$435,310.77	\$46,003.00	\$481,313.77	\$0.00	\$481,313.77	\$0.00
2012	\$322,406.00	\$421,036.06	\$711,201.46	\$711,201.46	\$32,240.60	\$743,442.06	\$0.00	\$743,442.06	\$0.00
2013	\$326,802.00	\$528,460.38	\$822,582.18	\$822,582.18	\$32,680.20	\$855,262.38	\$0.00	\$855,262.38	\$0.00
2014	\$315,294.00	\$676,327.12	\$960,091.72	\$960,091.72	\$31,529.40	\$991,621.12	\$0.00	\$991,621.12	\$0.00
2015	\$286,218.00	\$853,373.64	\$1,110,970.64	\$1,110,970.64	\$28,621.00	\$1,139,591.64	\$0.00	\$1,139,591.64	\$0.00
2016	\$309,977.00	\$825,254.71	\$1,104,234.01	\$1,104,234.01	\$30,997.70	\$1,135,231.71	\$0.00	\$1,135,231.71	\$0.00
2017	\$294,443.00	\$458,811.62	\$722,477.14	\$722,477.14	\$29,444.00	\$751,921.14	\$0.00	\$751,921.14	\$1,333.48
2018	\$0.00	\$23,162.70	\$23,162.70	\$1,442.50	\$0.00	\$1,442.50	\$0.00	\$1,442.50	\$21,720.20
Total	\$10,157,275.00	\$4,528,001.69	\$13,654,920.47	\$13,633,200.27	\$1,029,022.74	\$14,662,223.01	\$0.00	\$14,662,223.01	\$23,053.68



U.S. Department of Housing and Urban Development
 Office of Community Planning and Development
 Integrated Disbursement and Information System
Status of HOME Grants
FORT SMITH

DATE: 08-22-18
 TIME: 15:14
 PAGE: 15

IDIS - PR27

Total Program Percent

Fiscal Year	Total Authorization	Local Account Funds	% Committed for Activities	% Disb for Activities	% Disb for Admin/CHDO OP	% Net Disbursed	% Disbursed Pending Approval	% Total Disbursed	% Available to Disburse
1994	\$500,000.00	\$0.00	100.0%	100.0%	0.0%	100.0%	0.0%	100.0%	0.0%
1995	\$386,000.00	\$0.00	93.9%	93.9%	6.0%	100.0%	0.0%	100.0%	0.0%
1996	\$371,000.00	\$0.00	95.0%	95.0%	5.0%	100.0%	0.0%	100.0%	0.0%
1997	\$362,000.00	\$0.00	95.0%	95.0%	5.0%	100.0%	0.0%	100.0%	0.0%
1998	\$385,000.00	\$0.00	100.0%	100.0%	0.0%	100.0%	0.0%	100.0%	0.0%
1999	\$416,000.00	\$800.74	91.4%	91.4%	8.6%	100.0%	0.0%	100.0%	0.0%
2000	\$382,000.00	\$74,297.89	91.6%	91.6%	10.0%	100.0%	0.0%	100.0%	0.0%
2001	\$463,000.00	\$0.00	85.3%	85.3%	14.6%	100.0%	0.0%	100.0%	0.0%
2002	\$461,000.00	\$0.00	89.6%	89.6%	10.3%	100.0%	0.0%	100.0%	0.0%
2003	\$552,429.00	\$188,304.75	88.9%	88.9%	14.8%	100.0%	0.0%	100.0%	0.0%
2004	\$548,522.00	\$0.00	85.4%	85.4%	14.5%	100.0%	0.0%	100.0%	0.0%
2005	\$520,101.00	\$76,580.00	88.3%	88.3%	13.3%	100.0%	0.0%	100.0%	0.0%
2006	\$488,998.00	\$19,207.68	86.9%	86.9%	13.6%	100.0%	0.0%	100.0%	0.0%
2007	\$485,432.00	\$89,766.00	89.4%	89.4%	12.5%	100.0%	0.0%	100.0%	0.0%
2008	\$472,797.00	\$72,734.57	89.1%	89.1%	12.5%	99.9%	0.0%	99.9%	0.0%
2009	\$525,519.00	\$144,140.31	88.6%	88.6%	14.4%	100.0%	0.0%	100.0%	0.0%
2010	\$522,299.00	\$54,467.75	90.5%	90.5%	10.4%	100.0%	0.0%	100.0%	0.0%
2011	\$460,038.00	\$21,275.77	90.4%	90.4%	9.9%	100.0%	0.0%	100.0%	0.0%
2012	\$322,406.00	\$421,036.06	95.6%	95.6%	9.9%	99.9%	0.0%	99.9%	0.0%
2013	\$326,802.00	\$528,460.38	96.1%	96.1%	10.0%	100.0%	0.0%	100.0%	0.0%
2014	\$315,294.00	\$676,327.12	96.8%	96.8%	10.0%	100.0%	0.0%	100.0%	0.0%
2015	\$286,218.00	\$853,373.64	97.4%	97.4%	9.9%	99.9%	0.0%	99.9%	0.0%
2016	\$309,977.00	\$825,254.71	97.2%	97.2%	10.0%	100.0%	0.0%	100.0%	0.0%
2017	\$294,443.00	\$458,811.62	95.9%	95.9%	9.9%	99.8%	0.0%	99.8%	0.0%
2018	\$0.00	\$23,162.70	100.0%	6.2%	0.0%	6.2%	0.0%	6.2%	93.7%
Total	\$10,157,275.00	\$4,528,001.69	92.9%	92.8%	10.1%	99.8%	0.0%	99.8%	0.1%

Public Facilities and Infrastructure

	Create Suitable Living			Provide Decent Housing			Create Economic Opportunities			Total
	Access	Afford	Sustain	Access	Afford	Sustain	Access	Afford	Sustain	
Number of Persons Assisted with new access to a facility	242	0	0	34	0	0	0	0	0	276
with improved access to a facility	130	0	0	0	0	0	0	0	0	130
with access to a facility that is no longer substandard	0	0	0	0	0	0	0	0	0	0
Totals :	372	0	0	34	0	0	0	0	0	406

Number of Households Assisted

with new access to a facility	0	0	0	0	0	0	0	0	0	0
with improved access to a facility	0	0	0	0	0	0	0	0	0	0
with access to a facility that is no longer substandard	0	0	0	0	0	0	0	0	0	0
Totals :	0	0	0	0	0	0	0	0	0	0

Public Services

	Create Suitable Living			Provide Decent Housing			Create Economic Opportunities			Total
	Access	Afford	Sustain	Access	Afford	Sustain	Access	Afford	Sustain	
Number of Persons Assisted with new (or continuing) access to a service	1,394	0	0	0	573	0	0	0	0	1,967
with improved (or continuing) access to a service	80	0	0	0	0	0	0	0	0	80
with new access to a service that is no longer substandard	0	0	0	0	0	0	0	0	0	0
Totals :	1,474	0	0	0	573	0	0	0	0	2,047

Public Services (continued)

	Create Suitable Living		Provide Decent Housing		Create Economic Opportunities		Total
	Access	Afford	Access	Afford	Access	Afford	
Number of Households Assisted							
with new (or continuing) access to a service	0	0	0	0	0	0	0
with improved (or continuing) access to a service	0	0	0	0	0	0	0
with new access to a service that is no longer substandard	0	0	0	0	0	0	0
Totals :	0	0	0	0	0	0	0

Economic Development

	Create Suitable Living		Provide Decent Housing		Create Economic Opportunities		Total
	Access	Afford	Access	Afford	Access	Afford	
Total Number of Businesses Assisted							
Of Total	0	0	0	0	0	0	0
New businesses assisted	0	0	0	0	0	0	0
Existing businesses assisted	0	0	0	0	0	0	0
Number of business facades/buildings rehabilitated	0	0	0	0	0	0	0
Assisted businesses that provide a good or service to service area/neighborhood/community	0	0	0	0	0	0	0
Total Number of Jobs Created	0	0	0	0	0	0	0
Types of Jobs Created							
Officials and Managers	0	0	0	0	0	0	0

Economic Development (continued)

	Create Suitable Living		Provide Decent Housing		Create Economic Opportunities		Total
	Access	Sustain	Access	Sustain	Access	Sustain	
Professional	0	0	0	0	0	0	0
Technicians	0	0	0	0	0	0	0
Sales	0	0	0	0	0	0	0
Office and Clerical	0	0	0	0	0	0	0
Craft Workers (skilled)	0	0	0	0	0	0	0
Operatives (semi-skilled)	0	0	0	0	0	0	0
Laborers (unskilled)	0	0	0	0	0	0	0
Service Workers	0	0	0	0	0	0	0
Of jobs created, number with employer sponsored health care benefits	0	0	0	0	0	0	0
Number unemployed prior to taking jobs	0	0	0	0	0	0	0
Total Number of Jobs Retained	0	0	0	0	0	0	0
Types of Jobs Retained							
Officials and Managers	0	0	0	0	0	0	0
Professional	0	0	0	0	0	0	0

