

RESOLUTION NO. R-162-18

A RESOLUTION APPROVING AND AUTHORIZING IMPLEMENTATION  
OF THE FIVE YEAR (2019-2023) CAPITAL IMPROVEMENT PLAN  
FOR THE 1/8% SALES AND USE TAX FOR PARKS AND RECREATION

---


BE IT RESOLVED BY THE BOARD OF DIRECTORS OF THE CITY OF FORT  
SMITH, ARKANSAS, THAT:

SECTION 1: The Five Year (2019-2023) Sales Tax Program for Parks and Recreation  
Capital Improvements as identified and specified in the attachment hereto is hereby approved.


SECTION 2: The staff is directed to proceed with implementation of the 2019 Sales and  
Use Tax Program.

This Resolution adopted this 6 day of November, 2018.


APPROVED:

  
\_\_\_\_\_  
Mayor

ATTEST:

  
\_\_\_\_\_  
City Clerk, acting

Approved as to form:

  
\_\_\_\_\_  
City Attorney

Parks & Recreation 1/8% Sales and Use Tax  
FY2019 - FY2023 Capital Improvement Plan

	Est. 2018	2019	2020	2021	2022	2023
BEGINNING BALANCE	3,246,657	2,889,588	1,632,944	2,041,644	0	0
Current Year Revenues						
Sales Tax*	2,652,060	2,665,000	2,778,000	2,778,000	2,778,000	2,778,000
Grants/Contributions	1,250,000	500,000	500,000	500,000	0	0
Total - Current Year Revenues	3,902,060	3,165,000	3,278,000	3,278,000	2,778,000	2,778,000
<b>Total Funds Available</b>	<b>7,148,717</b>	<b>6,054,588</b>	<b>4,910,944</b>	<b>5,319,644</b>	<b>2,778,000</b>	<b>2,778,000</b>
Projects						
Carol Ann Cross Park Improvements	0	0	0	0	0	550,000
Chaffee Crossing Trail System	5,000	1,210,300	736,800	2,277,300	0	0
Creekmore Park Inclusive Playground	0	0	0	700,000	0	0
Creekmore Park Parking Lot Resurfacing	0	110,000	0	150,000	220,000	0
Creekmore Park Pool Bathhouse	0	0	0	0	500,000	500,000
Fort Smith Park Fishing Pavilion	123,028	0	0	0	0	0
Fort Smith Park Parking Lot	267,327	0	0	0	0	0
Fort Smith Park Playground	216,051	0	0	0	0	0
Park Inclusion Improvements	0	0	82,500	110,000	0	215,000
Marshals Museum Property Purchase	200,000	0	0	0	0	0
Matching Funds	0	0	250,000	250,000	100,000	0
Maybranch Trail	0	150,000	550,000	550,000	700,000	783,000
Neighborhood Parks	0	0	0	250,000	175,000	330,000
Parrot Island Water Park	0	650,000	0	0	0	0
Rice Carden Extension	1,133,125	0	0	0	0	0
River Park (Glass) Pavilion A/C Improvements	0	160,000	0	0	0	0
River Valley Sports Complex	224,560	143,995	0	0	0	0
Riverfront Drive Sports Fields (51 Acres)	40,000	905,300	600,000	500,000	750,000	0
Riverfront Drive Sports Fields Maintenance Building	51,905	69,949	0	0	0	0
Riverfront Drive Sports Fields Water Line	25,000	275,000	0	0	0	0
Riverfront Drive Skate and Bike Park	1,219,595	0	0	0	0	0
Shade Structures at Martin Luther King, Jr. Park	8,000	0	0	0	0	0
Stagecoach Park	0	0	0	200,000	0	0
Tennis Court Resurfacing	0	0	275,000	0	0	0
Tilles and Woodlawn Parks Splash Pads	444,567	0	0	0	0	0
Wilson Park Inclusion Improvements	0	220,000	0	0	0	0
<b>Total Projects</b>	<b>3,958,158</b>	<b>3,894,544</b>	<b>2,494,300</b>	<b>4,987,300</b>	<b>2,445,000</b>	<b>2,378,000</b>
(2) 60" Groom Mowers	38,835	35,500	0	0	0	0
4x4 Cew Cab 1-Ton with Dump Bed	40,964	0	0	0	0	0
30' Equipment Trailer	0	18,000	0	0	0	0
Capital Equipment	0	0	200,000	130,000	150,000	200,000
Dump Truck	0	82,000	0	0	0	0
Utility Vehicle - 4WD (replace asset #1044)	0	12,500	0	0	0	0
Mini-Excavator and Brush Cutter	64,598	0	0	0	0	0
Sterling Trash Truck Chasis (replace asset #942)	0	32,000	0	0	0	0
Mini-Tractor (replace asset #1017)	0	20,000	0	0	0	0
<b>Total Capital Equipment</b>	<b>144,397</b>	<b>200,000</b>	<b>200,000</b>	<b>130,000</b>	<b>150,000</b>	<b>200,000</b>
<b>SUBTOTAL</b>	<b>4,102,555</b>	<b>4,094,544</b>	<b>2,694,300</b>	<b>5,117,300</b>	<b>2,595,000</b>	<b>2,578,000</b>
Indirect and Operating Costs	156,574	327,100	175,000	202,344	183,000	200,000
<b>TOTAL EXPENDITURES</b>	<b>4,259,129</b>	<b>4,421,644</b>	<b>2,869,300</b>	<b>5,319,644</b>	<b>2,778,000</b>	<b>2,778,000</b>
<b>Ending Balance</b>	<b>2,889,588</b>	<b>1,632,944</b>	<b>2,041,644</b>	<b>0</b>	<b>0</b>	<b>0</b>
<b>Grants/Contributions</b>						
AHTD TAP Grant	0	500,000	0	0	0	0
Arkansas Game and Fish - Marine Fuel Tax Grant	100,000	0	0	0	0	0
Park Partners	500,000	0	0	0	0	0
First National Bank	100,000	0	0	0	0	0
Fort Chaffee Redevelopment Authority	0	500,000	500,000	500,000	0	0
Friends of Recreational Trails	550,000	0	0	0	0	0
<b>TOTAL GRANTS/CONTRIBUTIONS</b>	<b>1,250,000</b>	<b>500,000</b>	<b>500,000</b>	<b>500,000</b>	<b>0</b>	<b>0</b>