

RESOLUTION NO. R-126-14

RESOLUTION ACCEPTING BIDS FOR THE PURCHASE OF
WATER AND WASTEWATER CHEMICALS FOR 2014-2015

BE IT RESOLVED BY THE BOARD OF DIRECTORS OF THE CITY
FORT SMITH, ARKANSAS, THAT:


The Bids, as indicated by enclosure on the attached **Bid Tabulation
08-27-14BA** for the purchase of water and wastewater chemicals for 2014-2015, are
accepted.

This Resolution adopted this 2nd day of September, 2014.


APPROVED:


MAYOR

ATTEST:


CITY CLERK


Approved as to form:


 No Publication Required

Publish ___ Times

Interoffice Memorandum

TO: Ray Gosack, City Administrator
COPY TO: Steve Parke, Director of Utilities
FROM: Alie Bahsoon, Purchasing Manager
SUBJECT: 2014-2015 Water Chemical Bid Tabulation
DATE: August 28, 2014
BID TAB: 08-27-14BA



Attached you will find the bid tabulation for Treatment Chemicals for the 2014-2015 year. These chemicals will be used by the Fort Smith Water and Wastewater Departments.

In an effort to significantly reduce cost and realize efficiencies in our procurement process, we once again solicited bids by partnering with eBridge, an online service that assists buyers like the City in achieving true-market value through its competitive sourcing and online procurement system. Our traditional sealed bid process allows a vendor to submit one bid. By virtue of conducting the chemical bid through eBridge, this allows the vendor the opportunity to “fine tune” their bid price during the online bid process and the City therefore benefit significantly in realizing cost reductions and procurement efficiencies through this process.

A total of 20 suppliers participated in this process and 801 bids were placed with 142 first-place turnovers. As an example, three vendors were competitively bidding on Calcium Nitrate. Because of the online bid process, 99 bids were submitted (as opposed to three bids, the traditional way). While bidding, each vendor does not know their competitor’s price. The vendor simply sees their current ranking and is afforded the opportunity to adjust their price; this resulted in a total of 99 bids submitted with the 1st place turnover rate of 16 total times. Additionally, the vendor that was awarded the bid at \$480, their starting bid price was \$594 per liquid ton and placed a total of 9 bids. The second lowest bidder submitted a total of 89 bids with a starting bid price of \$700 and an ending bid price of \$497.50 per liquid ton. The end result is significant cost savings for the City!

Although the specifications are not attached, they are available in my office should you or any members of the board wish to view them.

I am recommending that the bids noted by enclosure on the attached tabulations be accepted. Please let me know if you or any of the board members should have any questions.

CITY OF FORT SMITH, ARKANSAS
Tabulation of Bids: 2014-2015 Water & Waste Water Treatment Chemicals Tab 08-27-14BA
Subject to Board of Directors Approval on September 2, 2014

Vendor	Hydrated Lime	Liquid Chlorine	Liq. Ferric Sulfate	Potassium Perm.	SW-102 Polymer	CF-150 Polymer	Sodium Hypochlorite	Sodium Hydroxide	Sodium Bisulfite	Pow. Act. Carbon	Calcium Nitrate	Sodium Carbonate
2013-2014 Pricing	\$204.00	\$748.00	\$134.89	\$3.347	\$0.490	\$0.232	\$1.60	\$2.15	\$1.12	\$0.58	\$550.00	\$420.50
AR Lime Co.	\$ 219.10											
Brenntag Southwest	\$ 240.00	\$ 794.00	\$ 289.99	\$ 4.00	\$ 0.5220	\$ 0.2690	\$ 1.157	\$ 2.370	\$ 1.610	\$ 0.629	\$ 600.00	\$ 400.75
M.L. Ball												
Cabot Norit Americas										\$ 0.830		
Calabrian Corporation									\$ 1.650			
Carus Corporation				\$ 3.50								
Chemrite Inc.	\$ 320.00										\$ 480.00	\$ 455.00
Chemtrade Chemicals			\$ 143.00			\$ 0.2080						
J.B. Crawford									\$ 1.090			
F2-Industries										\$ 0.660		
Gulbrandsen Technologies						\$ 0.2090						
Harcros Chemical							\$ 1.170	\$ 2.372				\$ 400.00
Jacobi Carbons, Inc.										\$ 0.979		
Kemira Water Solutions			\$ 143.30									
Lhoist North America	\$ 263.88											
Pencoc, Inc.			\$ 176.00									
PVS Chemical Solutions									\$ 1.746			
Southern Ionics Inc.									\$ 1.098			
Thatcher Co.										\$ 0.920	\$ 497.50	\$ 476.00
Water Tech, Inc.					\$ 0.5210	\$ 0.2500						

Price Increase/Decrease \$ (15.10) \$ (46.00) \$ (8.11) \$ (0.15) \$ (0.03) \$0.02 \$0.44 \$ (0.22) \$0.03 \$ (0.05) \$70.00 \$20.50

Recommended bid award



Final Bid Submission Report

2014 - 2015 Chemicals

Started: 8/27/2014 10:00 AM

Ended: 8/27/2014 11:54 AM

2014-2015 Water and Wastewater Treatment Chemicals

Hydrated Lime per Specifications, Delivered - Price per TON

Rank	Company	Value	Date/Time
1	Arkansas Lime Company	\$210.19	8/26/2014 11:09:16 AM
2	Brenntag Southwest Inc.	\$240.00	8/26/2014 8:26:26 AM
3	Lhoist North America of Missouri, Inc.	\$263.88	8/26/2014 11:34:50 AM
4	Chemrite	\$320.00	8/26/2014 2:44:40 PM

Liquid Chlorine per Specifications, Delivered - Price per TON

Rank	Company	Value	Date/Time
1	Brenntag Southwest Inc.	\$794.00	8/27/2014 10:30:59 AM

Liquid Ferric Sulfate per Specifications, Delivered - Price per WET TON

Rank	Company	Value	Date/Time
1	Chemtrade Chemicals US LLC	\$143.00	8/27/2014 10:18:19 AM
2	Kemira Water Solutions	\$143.30	8/27/2014 10:18:36 AM
3	Pencoco, Inc.	\$176.00	8/27/2014 10:10:18 AM
4	Brenntag Southwest Inc.	\$289.99	8/26/2014 8:26:26 AM

Potassium Permanganate per Specifications, Delivered to Mountainburg WTP - Price per CAIROX CYCLE BIN

Rank	Company	Value	Date/Time
1	Carus Corporation	\$11,576.25	8/27/2014 8:20:19 AM
2	Brenntag Southwest Inc.	\$13,228.80	8/26/2014 8:26:26 AM

Potassium Permanganate per Specifications, Delivered to Lee Creek - Price per CAIROX CYCLE BIN

Rank	Company	Value	Date/Time
1	Carus Corporation	\$11,576.25	8/27/2014 8:20:19 AM
2	Brenntag Southwest Inc.	\$13,228.80	8/26/2014 8:26:26 AM

Polymer Coagulant Aid SW-102 per Specifications, Delivered - Price per POUND

Rank	Company	Value	Date/Time
1	Water Tech, Inc.	\$0.5210	8/27/2014 11:17:14 AM
2	Brenntag Southwest Inc.	\$0.5220	8/27/2014 11:15:53 AM

Liquid Cationic Coagulant Aluminum Chlorhydrate CF-150 per Specifications, Delivered - Price per POUND

Rank	Company	Value	Date/Time
1	Chemtrade Chemicals US LLC	\$0.2080	8/27/2014 11:17:32 AM
2	Gulbrandsen Technologies, Inc.	\$0.2090	8/27/2014 11:15:17 AM
3	Water Tech, Inc.	\$0.2500	8/27/2014 10:12:36 AM
4	Brenntag Southwest Inc.	\$0.2690	8/27/2014 10:26:09 AM

Sodium Hypochlorite 10 Percent per Specifications, Delivered - Price per GALLON

Rank	Company	Value	Date/Time
1	Brenntag Southwest Inc.	\$1.1570	8/27/2014 10:58:24 AM
2	Harcros Chemical	\$1.1700	8/27/2014 10:55:51 AM

Sodium Hydroxide 20 Percent per Specifications, Delivered - Price per GALLON

Rank	Company	Value	Date/Time
1	Brenntag Southwest Inc.	\$2.3700	8/27/2014 11:15:53 AM
2	Harcros Chemical	\$2.3720	8/27/2014 10:47:57 AM

Sodium Bisulfite, Aqueous Solution per Specifications, Delivered - Price per GALLON

Rank	Company	Value	Date/Time
1	J. B. Crawford Chemical Company	\$1.0900	8/27/2014 10:14:35 AM
2	Southern Ionics Incorporated	\$1.0980	8/27/2014 10:13:49 AM
3	Brenntag Southwest Inc.	\$1.6100	8/27/2014 10:26:09 AM
4	Calabrian Corporation	\$1.6500	8/26/2014 10:44:00 AM
5	PVS Chemical Solutions	\$1.7400	8/27/2014 10:04:57 AM

Powdered Activated Carbon per Specifications, Delivered in BAGS to Lee Creek - Price per POUND

Rank	Company	Value	Date/Time
1	Brenntag Southwest Inc.	\$0.5990	8/27/2014 10:19:47 AM
2	F2 Industries, LLC	\$0.6400	8/27/2014 10:21:03 AM
3	Thatcher Company	\$0.6700	8/27/2014 10:37:54 AM
4	M.L. Ball Company, Inc.	\$0.7000	8/27/2014 10:09:01 AM
5	Cabot Purification	\$0.8400	8/27/2014 10:02:20 AM
6	Jacobi Carbons, Inc	\$0.9100	8/27/2014 10:08:32 AM

Powdered Activated Carbon per Specifications, Delivered in BULK to Lake Fort Smith - Price per POUND

Rank	Company	Value	Date/Time
1	Brenntag Southwest Inc.	\$0.6290	8/27/2014 10:29:35 AM
2	F2 Industries, LLC	\$0.6600	8/27/2014 10:32:46 AM
3	Cabot Purification	\$0.8300	8/27/2014 10:02:35 AM
4	Thatcher Company	\$0.9200	8/27/2014 10:59:53 AM
5	Jacobi Carbons, Inc	\$0.9790	8/27/2014 10:08:00 AM

Calcium Nitrate per Specifications, Delivered - Price per LIQUID TON

Rank	Company	Value	Date/Time
1	Chemrite	\$480.00	8/27/2014 11:51:50 AM
2	Thatcher Company	\$497.50	8/27/2014 11:51:21 AM
3	Brenntag Southwest Inc.	\$600.00	8/26/2014 8:26:26 AM

Soda Ash Dense, Sodium Carbonate per Specifications, Delivered - Price per TON

Rank	Company	Value	Date/Time
1	Harcros Chemical	\$400.00	8/27/2014 11:33:39 AM
2	Brenntag Southwest Inc.	\$400.75	8/27/2014 11:29:50 AM
3	Chemrite	\$455.00	8/27/2014 11:30:53 AM
4	Thatcher Company	\$476.00	8/27/2014 11:27:36 AM