

- (D) TENSION WIRES: TENSION WIRES SHALL BE SECURED TO ALL TERMINAL, PULL, BRACE, OR CORNER POSTS WITH STRETCHER BANDS.
- (J) BRACE RAILS: BRACE RAILS SHALL BE PROVIDED AT ALL TERMINAL, PULL, BRACE, OR CORNER POSTS HALFWAY BETWEEN THE TOP RAIL AND GROUND LEVEL, AND SHALL EXTEND FROM SUCH POST TO THE FIRST ADJACENT LINE POST.
- (L) FABRIC: ALL CHAIN-LINK FENCE FABRIC SHALL CONSIST OF WOVEN WIRE IN THE FORM OF APPROXIMATELY UNIFORM SQUARE MESH, HAVING PARALLEL SIDES AND HORIZONTAL AND VERTICAL DIAGONALS OF APPROXIMATELY UNIFORM DIMENSIONS.
- (M) GATE FRAMES: GATE FRAMES SHALL BE CONSTRUCTED OF TUBULAR MEMBERS ASSEMBLED BY USE OF HEAVY PRESSED STEEL, MALLEABLE FITTINGS OR BY WELDING. ALL GATES SHALL HAVE ONE HORIZONTAL SUPPORT EXTENDING THE WIDTH OF THE GATE AT THE MIDPOINTS OF VERTICAL FRAME MEMBERS. THE COMPLETE FRAME SHALL BE RIGID AND HAVE AMPLE STRENGTH TO BE FREE FROM SAG AND TWIST.
- (O) HINGES: HINGES SHALL BE OF HEAVY PATTERN, OF ADEQUATE STRENGTH FOR GATE, AND WITH LARGE BEARING SURFACES FOR CLAMPING IN POSITION. THE HINGE SHALL BE OF THE PROPER TYPE TO ALLOW FOR A FULL 180 DEGREE OF SWING. THE HINGE SHALL NOT TWIST OR TURN UNDER THE ACTION OF THE GATE. THE GATES SHALL BE CAPABLE OF BEING OPENED AND CLOSED EASILY BY ONE PERSON.

- (P) LATCHES AND STOPS: LATCHES AND STOPS SHALL BE PROVIDED FOR ALL GATES. DOUBLE GATES SHALL HAVE A DROP BAR LATCH. LATCHES SHALL BE ARRANGED FOR LOCKING. THE STOP FOR DROP BAR LATCHES SHALL BE SET IN CONCRETE AND ENGAGE THE PLUNGER OF THE BAR LATCH.
  - (S) CAPS: ALL POSTS, EXCEPT ROLL FORMED POSTS, SHALL BE CAPPED.
- CLASS "B" CONCRETE: CLASS "B" CONCRETE REQUIRED FOR THE EMBEDMENT OF ALL POSTS SHALL NOT BE PAID FOR DIRECTLY BUT SHALL BE INCLUDED IN THE CONTRACT UNIT PRICE BID FOR CHAIN-LINK FENCE.
- POSTS: POSTS SHALL BE SPACED EQUIDISTANT ON A MAXIMUM OF 10' CENTERS.
- EXCAVATION FOR POSTS: EXCAVATION FOR POSTS IN OTHER THAN ROCK SHALL BE OF THE DIMENSIONS INDICATED. IF ROCK IS ENCOUNTERED BEFORE REACHING THE REQUIRED DEPTH, THE EXCAVATION SHALL BE CONTINUED TO THE DEPTH INDICATED OR 1'-6" INTO THE ROCK, WHICHEVER IS LESS, AND SHALL BE A MINIMUM OF 8" IN DIAMETER.

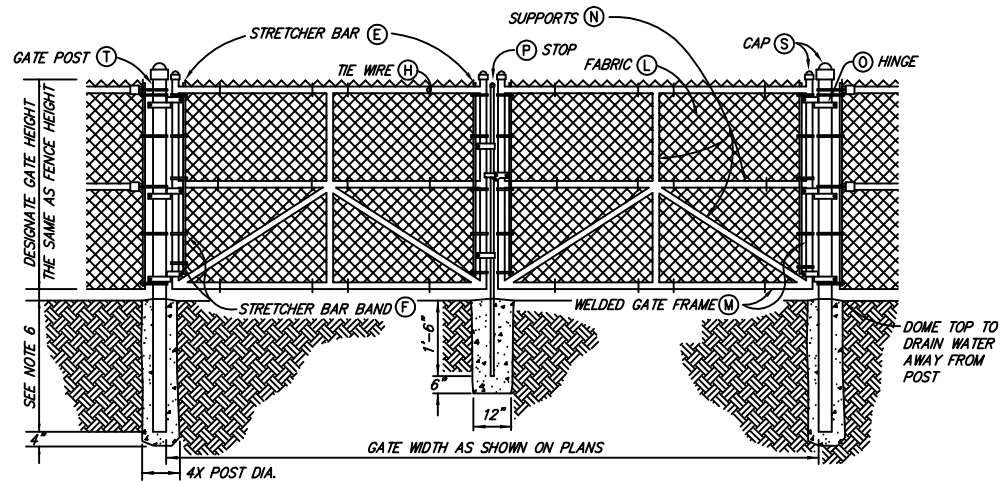
HEIGHT OF FENCE FABRIC	A		B		C			D		E		F			G	
	END, PULL, CORNER OR BRACE POST NOMINAL SIZE	LINE POST NOMINAL SIZE	TIE SPACING	NOMINAL SIZE	TIE SPACING	MINIMUM LENGTH	SIZE	TIE SPACING	SIZE	LENGTH	SIZE	BOLT SIZE	SPACING	SIZE	BOLT SIZE	
COMMERCIAL 6' AND LESS	2 1/2" O.D. OR 3 1/2" x 3 1/2" R.F.	2" O.D. OR H-2.72#	1 TIE EVERY 1'-2"	1 1/4" O.D. OR 1 1/2" R.F.	1 TIE EVERY 2'-0"	10'-0"	7 GAGE	1 TIE EVERY 24"	1/4" x 3/4"	1" LESS COIL FABRIC HEIGHT	3/4" x 5/16" x 1/4"	0.781"	1 BAND AT TOP AND BOTTOM; 15" MAXIMUM INTERVAL BETWEEN BANDS	3/4"	5/16" x 1/4"	
COMMERCIAL OVER 6' TO 12' INCL.	3" O.D. OR 3 1/2" x 3 1/2" R.F.	2 1/2" O.D. OR H-4.1#	1 TIE EVERY 1'-2" OF FABRIC HEIGHT	1 1/4" O.D.												
RESIDENTIAL TO 4' HIGH	2" O.D.	1 3/8" O.D.		1 3/8" O.D.			9 GAGE								SEE NOTE 5	
RESIDENTIAL 6' HIGH	2 3/8" O.D.	2" O.D.		1 3/8" O.D.												

NOTES:

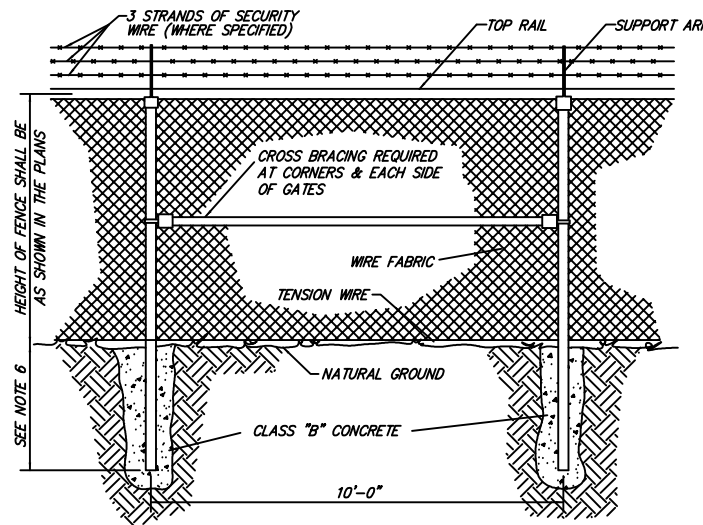
- POST SIZES SHOWN ARE FOR STEEL. WHERE ALUMINUM IS PROVIDED, LINE POSTS SHALL HAVE A NOMINAL OUTSIDE DIAMETER OF 2" FOR FENCE HEIGHT 6' AND LESS; NOMINAL OUTSIDE DIAMETER OF 3" FOR FENCE HEIGHT 6' TO 12' INCLUDED. END, PULL, CORNER, OR BRACE POSTS SHALL HAVE A NOMINAL OUTSIDE DIAMETER OF 3" FOR FENCE HEIGHT 6' AND LESS; NOMINAL OUTSIDE DIAMETER OF 3" FOR FENCE HEIGHT 6' TO 12' INCLUDED. GATE POSTS WHERE GATE WIDTH IS 12' AND LESS SHALL HAVE A NOMINAL OUTSIDE DIAMETER OF 3" FOR FENCE HEIGHT 6' AND LESS. TENSION WIRE SHALL BE 0.192" IN DIAMETER. MINIMUM THICKNESS OF MATERIAL FROM WHICH EXPANSION SLEEVES SHALL BE MADE SHALL BE 0.078". ALL CONFORMING TO REQUIREMENTS OF AASHTO DESIGN M181.
- OTHER DETAILS APPLY TO BOTH STEEL AND ALUMINUM FENCE.
- ALL MISCELLANEOUS FITTINGS AND HARDWARE FURNISHED FOR USE IN CONJUNCTION WITH ZINC-COATED STEEL FABRIC AND ALUMINUM COATED STEEL FABRIC SHALL BE OF ZINC-COATED STEEL, AND THOSE FURNISHED FOR USE IN CONJUNCTION WITH ALUMINUM ALLOY FABRIC SHALL BE OF ALUMINUM ALLOY. 9 GAGE ALUMINUM WIRE SHALL BE ACCEPTABLE FOR TYING FABRIC TO TUBULAR AND ROLL FORMED MEMBERS OF STEEL FENCE.
- DETAIL FC.3.2 SHALL BE USED FOR CONNECTION IF FENCE IS TO BE ATTACHED TO A CONCRETE WALL OR SLAB.
- RESIDENTIAL FENCE SHALL BE INSTALLED USING 11 1/2 GAGE FABRIC. BRACE RAIL, AND BRACE BANDS ARE NOT REQUIRED IF RESIDENTIAL FENCE IS 6' HIGH OR LESS.
- POST DEPTH IS A MINIMUM OF 3'-0" FOR COMMERCIAL AND 2'-0" FOR RESIDENTIAL. GATE POST DEPTH SHALL BE A MINIMUM OF 3'-0" FOR GATES LEAFS UP TO 12' WIDE AND 3'-6" FOR LEAFS UP TO 18' WIDE.
- BRACE PANEL SHALL BE PLACED A MAXIMUM OF 500 FEET CENTER TO CENTER FROM END, CORNER, OR BRACE POSTS. ANY BREAKS IN HORIZONTAL ALIGNMENT OF MORE THAN 30" SHALL BE CONSIDERED A CORNER.
- FABRIC LESS THAN 6 FEET HIGH SHALL BE KNUCKLED AT BOTH SELVAGES. FABRIC 6 FEET OR HIGHER SHALL BE KNUCKLED AT ONE SELVAGE, AND TWISTED AT THE OTHER. FABRIC TO BE INSTALLED AS DIRECTED BY THE ENGINEER.
- RESIDENTIAL GATES LESS THAN 6 FEET HIGH DO NOT REQUIRE VERTICAL AND DIAGONAL SUPPORTS.

HEIGHT OF FENCE FABRIC	H	I	J		L			M		N		O	T	
	TIE WIRE	HOG RING	NOMINAL SIZE	TIE SPACING	SIZE	MESH	SELVAGE	NOMINAL SIZE	TIE SPACING	NOMINAL SIZE	TIE SPACING	180° SWING	GATE LEAF WIDTH 12' & LESS	GATE LEAF WIDTH 12' TO 18'
COMMERCIAL 6' AND LESS			1 3/8" O.D.	1 TIE EVERY 2'-0"	9 GAGE	2"		2" O.D.	1 TIE EVERY 1'-0"	2" O.D.	1 TIE EVERY 1'-0"	OFFSET	2 7/8" O.D. OR 3 1/2" x 3 1/2" R.F.	4" O.D.
COMMERCIAL OVER 6' TO 12' INCL.	12 GAGE STEEL OR 9 GAGE ALUM.	SAME GAGE AS FABRIC					SEE NOTE 8						4" O.D. OR 3 1/2" x 3 1/2" R.F.	6 5/8" O.D.
RESIDENTIAL TO 4' HIGH			SEE NOTE 5		11 1/2 GAGE	2 1/4"		1 3/8" O.D.	1 TIE EVERY 1'-0"	1 3/8" O.D.	1 TIE EVERY 1'-0"		1 7/8" O.D.	N/A
RESIDENTIAL 6' HIGH													2 3/8" O.D.	

STANDARD FENCING  
N.T.S.  
FC.1.1



DOUBLE SWING GATE  
N.T.S.  
FC.1.2




NOTES:

- BARB WIRE SHALL BE 12 1/2 GAGE MINIMUM OR 15 1/2 GAGE HIGH TENSILE, 4 POINT BARBS AT 5" CENTERS, AND SHALL CONFORM TO COMMERCIAL GALVANIZATION.
- SPLICE FOR BARBED WIRE BETWEEN PULL POST ASSEMBLY SHALL BE BY THE "EYE METHOD" AS DESCRIBED AS FOLLOWS:  
  
THE ENDS OF THE BARBED WIRE SHALL BE BENT TO FORM A LOOP. THE LOOPS SHALL BE CONNECTED. AFTER THE LOOPS ARE CONNECTED, THE ENDS OF THE WIRE SHALL BE WRAPPED AROUND AND PROJECTING WIRES A MINIMUM OF 4 TIMES FOR EACH WIRE LOOP.

SECURITY FENCING  
N.T.S.  
FC.1.3

By	Date	Revision

Standard Drawings  
FENCING & HANDRAILS  
Public Works Construction



CITY OF FORT SMITH  
Engineering Department  
623 Garrison Avenue, Room 409  
Fort Smith, Arkansas 72901  
Phone (479)784-2225 Fax (479)784-2245

Project:	Details
Date:	NOV 2012
Scale:	As Shown
Drawn By:	RBR
Dwg. No.:	FC1
Sheet No.:	9